
Rooted in Christ – Pastoral Plan



**Diocese of Grand Rapids
Pastoral Plan**

March 2025

Table of Contents

Introduction	1
I. Vision	2
II. Criteria For Vital Parishes	3
A. Rationale for and Development of Vision and Criteria	3
B. Criteria	3
C. Recommendations for Parish Use	5
III. Parish Designations	6
A. Stand-Alone Parish	6
B. Parish Cluster	6
C. Parish Merger	6
D. Worship Site	6
IV. Invitation/Opportunity To Add Or Strengthen Parish Ministries For A More Vital Future	7
A. Rationale for and Development of Goals and Priorities	7
B. Goals and Priorities	7
V. Grand Rapids North Deanery	8
Deanery Maps	8
Summary of Proposed Recommendations for Grand Rapids North Deanery Parishes	12
Impact of the Recommendations for Grand Rapids North Deanery Parishes	12
Recommendations for Grand Rapids North Deanery Parishes	13
VI. Grand Rapids South Deanery	21
Deanery Maps	21
Summary of Proposed Recommendations for Grand Rapids South Deanery Parishes	25
Impact of the Recommendations for Grand Rapids South Deanery Parishes	25
Recommendations for Grand Rapids South Deanery Parishes	26
VII. East Deanery	35
Deanery Maps	35
Summary of Proposed Recommendations for East Deanery Parishes	37
Impact of the Proposed Recommendations for East Deanery Parish	37
Recommendations for East Deanery Parishes	37
VIII. West Deanery	43
Deanery Maps	43
Summary of Proposed Recommendations for West Deanery Parishes	47
Impact of the Recommendations for West Deanery Parishes	47
Recommendations for West Deanery Parishes	48
IX. Northeast Deanery	56
Deanery Maps	56
Summary of Proposed Recommendations for Northeast Deanery Parishes	58
Impact of the Recommendations for Northeast Deanery Parishes	58
Recommendations for Northeast Deanery Parishes	58
X. Northwest Deanery	62
Deanery Maps	62
Summary of Proposed Recommendations for Northwest Deanery Parishes	64
Impact of the Recommendations for Northwest Deanery Parishes	64
Recommendations for Northwest Deanery Parishes	64
XI. Implementation of the Pastoral Plan	71

INTRODUCTION

In July of 2020, the Vatican Congregation for Clergy issued new instructions on parish reform. The document is titled, *“The Pastoral Conversion of the Parish Community in the Service of the Evangelizing Mission of the Church.”* Its stated goal of parish reform is to move parishes from a *“self-preservation”* model to one of *“evangelization.”* The document further encourages parishes to become less *“interested in preserving a nostalgia for former times as opposed to looking to the future with courage.”*

The Synod on Synodality, in the years 2023 and 2024, modeled a way of being Church that listens to clergy, religious, and the faithful to address the issues of the times and to address them collaboratively.

The Diocese of Grand Rapids, Michigan has initiated a study of the 11 counties where its 79 parishes and 31 Catholic Schools are located. The purpose of the study is to develop a strategic plan which will bring a renewed vitality and vibrancy to the diocese for the next seven to ten years. The study is conducted by Meitler, a Milwaukee-based national consulting firm that has focused on Catholic School and parish strategic planning, in collaboration with diocesan and parish leaders, for over 50 years.

What does the demographic future look like? Every deanery in the diocese is projected and forecasted to experience population growth in varying degrees. The areas with the greatest population growth will be in the southern parts of the West and Grand Rapids South deaneries.

How Catholic and how religious is the area served by the Diocese? Slightly more than one-quarter of all residents in the 11 counties that make up the diocese self-identify as Catholic. Many parishes will benefit from an influx of new Catholics. However, on average, parishes are registering between one-fourth and one-third of all the Catholics in the area. In addition, the percentage of all residents who do not participate in any religious congregation or community is about 60%. These numbers suggest that most parishes in the diocese have the potential for membership growth. To what extent that will happen is dependent upon parish and collaborative efforts to carry out the mission of Jesus with greater vibrancy, to attract and engage Catholics who are not registering in parishes, and to expand evangelization and outreach initiatives to those who are unchurched.

With knowledge not only of the demographics and religious state of the area the Diocese serves but with data from every individual parish, a plan can be developed that will put the Diocese and parishes in an optimal position for the future. The draft of this plan can be reviewed and reflected upon with the understanding that it will be shaped and formed by input from priests, religious, parish leaders, and parishioners.

As we begin to build consensus on a final plan, we pray that God and His Spirit will lead us, be with us, and guide us as we discern – in the words of Pope Francis – that ***“change and reform are in the very nature of a church that is called to be missionary in a world that is experiencing a change of epoch.”*** (12/21/19)

I. VISION

One of the pioneers of church planning, the late Fr. George Wilson, S.J., rooted his zeal for parish planning in the death and resurrection of Jesus. All parishes, dioceses, and even ministries experience dying and rising in their histories. Without dying, there can be no new life. Planning, according to Fr. Wilson, is an act of hope – dying parishes can be resurrected and good parishes can become better through a commitment to a life-giving vision and strategic plan.

The vision phrase the Diocese of Grand Rapids has chosen is **“Rooted in Christ.”** The vision flows from the Letter to the Colossians, 2:6-7. The verses read as follows.

“Continue, therefore, to live in Christ Jesus the Lord, in the spirit in which you received him. Be rooted in him and built up in him, growing ever stronger in faith, as you were taught, and overflowing with gratitude.”

Being “Rooted in Christ” means that personal faith and the life of the parish must have deep roots which create a strong foundation that can be built upon and result in growth. When looking at a tall building or a tree, few people realize that the pilings that support the building or the tree’s roots are nearly as deep as the building or tree is high.

As individual Catholics and parishioners of Catholic parishes, rootedness must be “in Christ.” Being “rooted in Christ” further means that parishes are committed to carrying out the mission of Christ in its fullness. Individual Catholics are called to participate in Christ’s mission through the waters of Baptism.

This vision for the future recognizes that Catholics are called to “go, therefore, and make disciples of all the nations” (Matthew 28:19). The pastoral plan envisions overall growth in the Diocese, but not in every area served by a current parish. As with previous plans, changes will need to be made so that all parishes can carry out the mission of Christ more vitally and effectively. There will be mergers, clusters, and some parishes will become worship sites. With fewer priests available for active ministry and fewer retired priests able to serve, the plan is designed to reduce the number of parish assignments so that there is a greater possibility for needed special ministries and more time for recently ordained priests to serve in parish ministry before becoming pastors.

The pastoral plan will also provide an opportunity for parishes to review and act upon a list of ministries from the Synod and those selected by parishes as essential for the future. Parishes will be able to develop their own ministry plan. They may choose to do this alone or in collaboration with neighboring parishes.

One of Jesus’ favorite images for growth was the fruit tree. A tree can be recognized by the fruit that it bears. If this pastoral plan and the ministry plans developed by parishes are indeed “Rooted in Christ,” they will bear much fruit.

II. CRITERIA FOR VITAL PARISHES

A. Rationale for and Development of Vision and Criteria

These “Criteria for Vital Parishes” were initially developed with input from deanery planning committees in 2011 and revised with recommendations from these committees in 2025.

A vital parish is one that possesses the resources necessary to fully carry out the mission of Christ, whether as a stand-alone parish or in collaboration with other parishes. The following elements are essential and desired.

B. Criteria

WORSHIP AND THE SACRAMENTS

1. Liturgical celebrations are carefully prepared and well-attended, with enthusiastic participation.
2. Homilies are thought-provoking and challenging, encouraging parishioners to grow and live as disciples of Jesus Christ.
3. Sacramental preparation is provided and conducted in accordance with approved guidelines.
4. Additional opportunities for prayer are offered in addition to Mass and the Sacraments.
5. Liturgical music is of high quality, engaging, and appropriate for worship.
6. Worship space is dignified, liturgically appropriate, handicapped-accessible, and inviting. The liturgical environment reflects the Church's seasons and celebrations.

EVANGELIZATION

1. The parish actively reaches out to inactive/non-participating Catholics, inquirers/seekers, and the unchurched, as well as invites parishioners to evangelize.
2. The OCIA is implemented both liturgically and catechistically.
3. The parish promotes a welcoming, hospitable, inclusive, and culturally sensitive spirit at all events and activities.
4. The parish fosters respect and understanding for the spiritual and cultural gifts of other Christian denominations as well as other world religions.

MISSION AND LEADERSHIP

1. The parish has a clear sense of mission which is Christ-centered. The mission is understood within the context of the local and universal Church.
2. The parish is staffed appropriately to direct or lead parish ministries. Lay leaders are empowered and guided in roles of service that further the mission and vitality of the parish. Lay staff receive appropriate education and ongoing training to be effective.
3. The parish has effective pastoral and finance councils and committees which actively engage and involve the faithful in assisting to carry out the pastoral activity of the parish.
4. The parish develops annual and long-range plans to carry out the mission and ministry of Jesus and to serve the needs of the people in the area.

PASTORAL CARE

1. The parish provides ministry to people in hospitals, health care facilities, and other facilities.

2. The parish ministers to the homebound and elderly parishioners.
3. Ministry is offered to support the grieving, the separated and divorced, and others in need.

FAITH FORMATION AND CATHOLIC EDUCATION

1. Adult faith formation programs, including Bible study, small groups, and retreats, are provided to form disciples.
2. The parish provides comprehensive and engaging faith formation for children in religious education programs and Catholic schools.
3. The parish has ministries that reach youth and young adults.
4. Parents are engaged with the parish and active in the faith development.
5. Catholic schools provide a quality Catholic education that is available, accessible, and affordable.
6. Vocations to the priesthood, religious life, and permanent diaconate are actively and prayerfully promoted.
7. Catechists, teachers, and catechetical leaders are trained and competent in their ministries.

PARISH COMMUNITY

1. The membership of the parish is sufficient in size to carry out the mission of the Church, including ministries and programs that serve the needs of parishioners of all ages.
2. The parish provides opportunities for fellowship that promote a sense of belonging and community among parishioners.
3. A communication strategy using technologies to reach both young and old is in place, allowing the parish to maintain regular contact with parishioners, keep them informed, and promote ministries and events.

SERVING OTHERS

1. The parish engages in active ministries serving people in need within the immediate parish area, the wider community, and the world.
2. Parishioners are invited to participate in programs of outreach. When appropriate, moral issues are addressed.
3. The parish collaborates with other churches and civic agencies to serve the wider community.

STEWARDSHIP

1. Parishioners understand stewardship as a response to their discipleship and give of their time, talent, and treasure to support the Church's mission.
2. The parish practices responsible budgeting by operating with a balanced budget and ensuring sufficient funds for ministries, programs, facilities, and staff to meet the needs of the community.
3. Parish facilities are well-maintained and adequate for parish ministries and programs.
4. The cost of maintaining the facilities is in balance with other expenses and is a reasonable share of the operating budget.
5. Financial reporting is timely and follows the accounting standards established by the USCCB and the diocese.

C. Recommendations for Parish Use

1. These criteria can be used by parishes as a checklist to evaluate their effectiveness in carrying out the mission of Christ. The result of the evaluation process can help parishes recognize those areas of mission and ministry that need to be strengthened and lead to dialogue and action about how it can be done.
2. The criteria can also serve as a tool for parishes to initiate or further collaboration between parishes. Identified strengths and areas for improvement can become the basis for collaboration. One parish's strength in an area of ministry may quickly and qualitatively assist both parishes to become more vital. Two parishes working together can accomplish more than each working alone and do so with shared costs rather than one parish bearing the entire financial burden.

DRAFT

III. PARISH DESIGNATIONS

Parish life has become more complex and culturally diverse. Canon law provides certain guidelines for parishes and the authority of a bishop to organize the diocese in a way that best provides for effective pastoral ministry. The appropriate canons will be described in future drafts of the plan. The following, commonly used designations are currently in use in the Diocese.

A. Stand-Alone Parish

A parish with its own pastor, parish church, finances, finance and pastoral councils, parish staff, and office.

B. Parish Cluster

Two or more parishes are designated to collaborate, to various extents, on ministries, resources, and personnel. At some point, the parishes may be served by one pastor. The parishes should consider forming one pastoral council and schedule their finance councils to meet on the same day. Each parish retains its own finances and buildings. Clustered parishes should consider the potential for a parish merger in terms of the advantages. Clustered parishes can request a merger by the bishop.

C. Parish Merger

One type of merger has two or more parishes being combined into an existing parish. The merged parishes are closed. In some cases, one or more churches can remain open as worship sites. Another type of merger involves two or more parishes forming into a parish at a new site.

D. Worship Site

A church that is part of a parish merger, or, in certain cases, a parish cluster, may be designated as a worship site. Sunday Mass, other liturgical celebrations, and prayer services can be held in the church. Social activities and ministries may be conducted in other facilities at the site. This designation may also be used as a new parish is being formed.

IV. INVITATION/OPPORTUNITY TO ADD OR STRENGTHEN PARISH MINISTRIES FOR A MORE VITAL FUTURE

A. Rationale for and Development of Goals and Priorities

These invitations/opportunities were selected as top priorities in the diocese during the Synod process and were selected by parishes in all the deaneries during the pastoral planning process. The full results can be viewed in the appendix. The priests and pastoral director of the diocese suggest the best way to use this list is for individual or collaborating parishes to prayerfully reflect on the list, select those ministries that they believe will lead to a more vital future, develop a plan, and implement it.

B. Goals and Priorities

Synod List

1. Develop ways to provide greater support for priests.
2. Increase efforts in all areas of faith formation, particularly postConfirmation and formation for adults.
3. Identify ways to evangelize more effectively.
4. Determine opportunities, especially in multi-cultural parish communities, to promote respect and understanding of one another's cultures.
5. Engage parish pastoral councils in the fostering of pastoral activity and promoting transparency on the parish level.

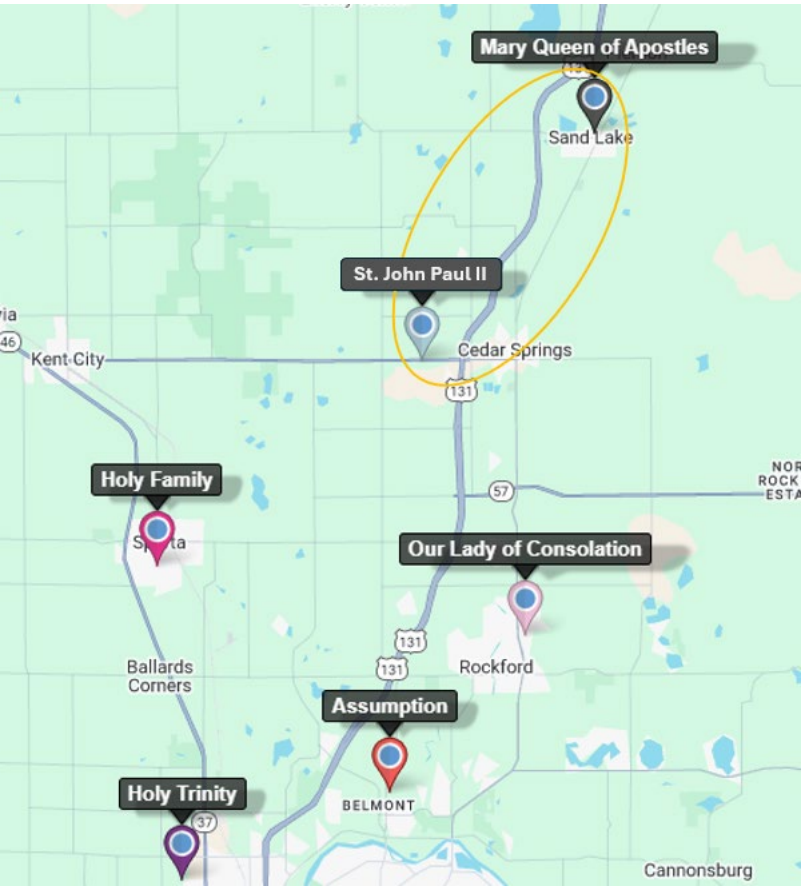
"Rooted in Christ" List

1. Provide a range of group ministry programs to strengthen people's faith and connection with their faith communities, e.g., men's group, women's group, renew style groups, Alpha, and marriage encounter.
2. Focus long-range parish evangelization/welcoming efforts on OCIA, child baptisms, weddings, funerals, and enrollment and retention in Catholic schools and religious education programs.
3. Develop area or regional adult faith formation, which may include Bible study, retreats, lectures, and thematic series.
4. Establish an area or regional approach to young adult ministry for those in the age groups of their 20s and 30s.
5. Study the needs of those who are hurting in the area or region to provide greater assistance and support.
6. Increase efforts to engage more parishioners to share their gifts and talents and become involved with parish efforts to carry out the mission of the Church.


V. GRAND RAPIDS NORTH DEANERY

Deanery Maps

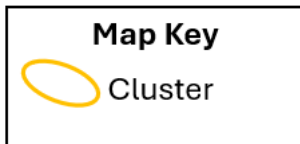
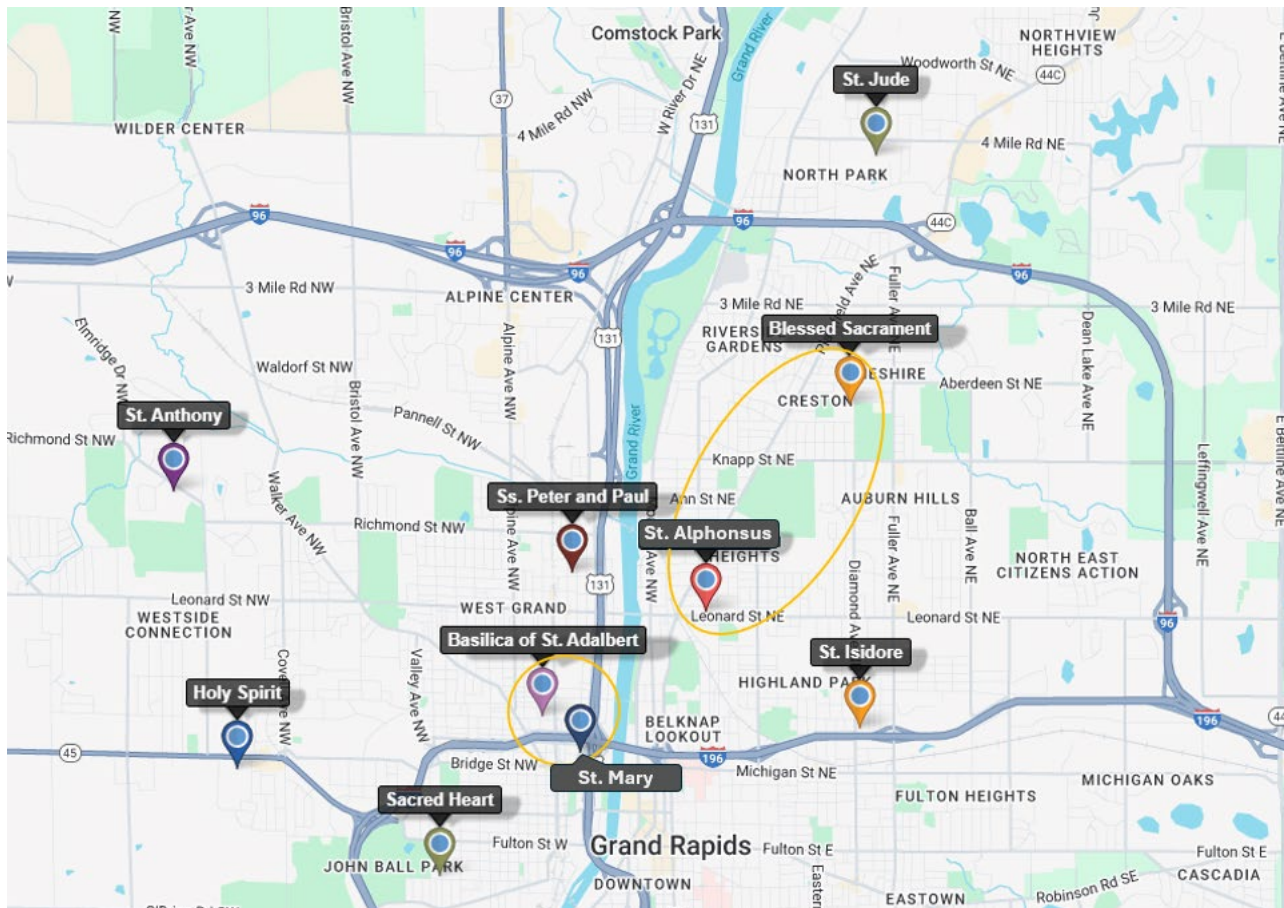
Map of Parishes in Grand Rapids North Deanery (Northern)



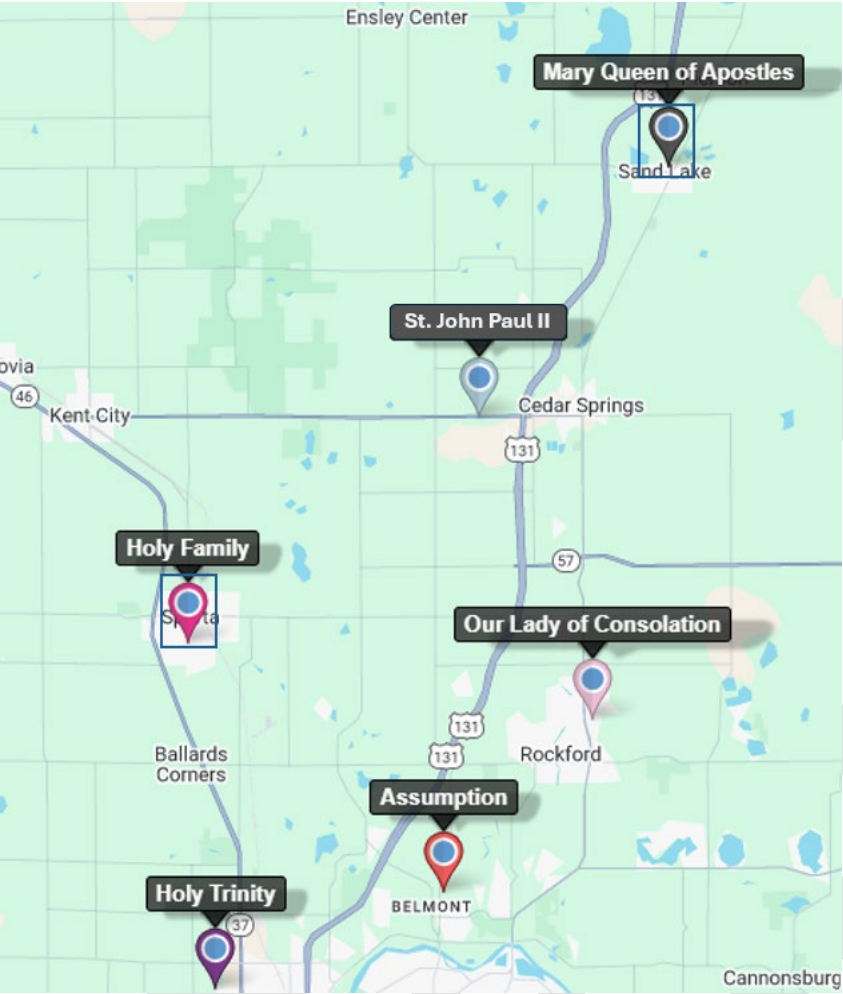
Map Key

 Cluster

Close-up Map of Parishes in Grand Rapids North Deanery (Grand Rapids)



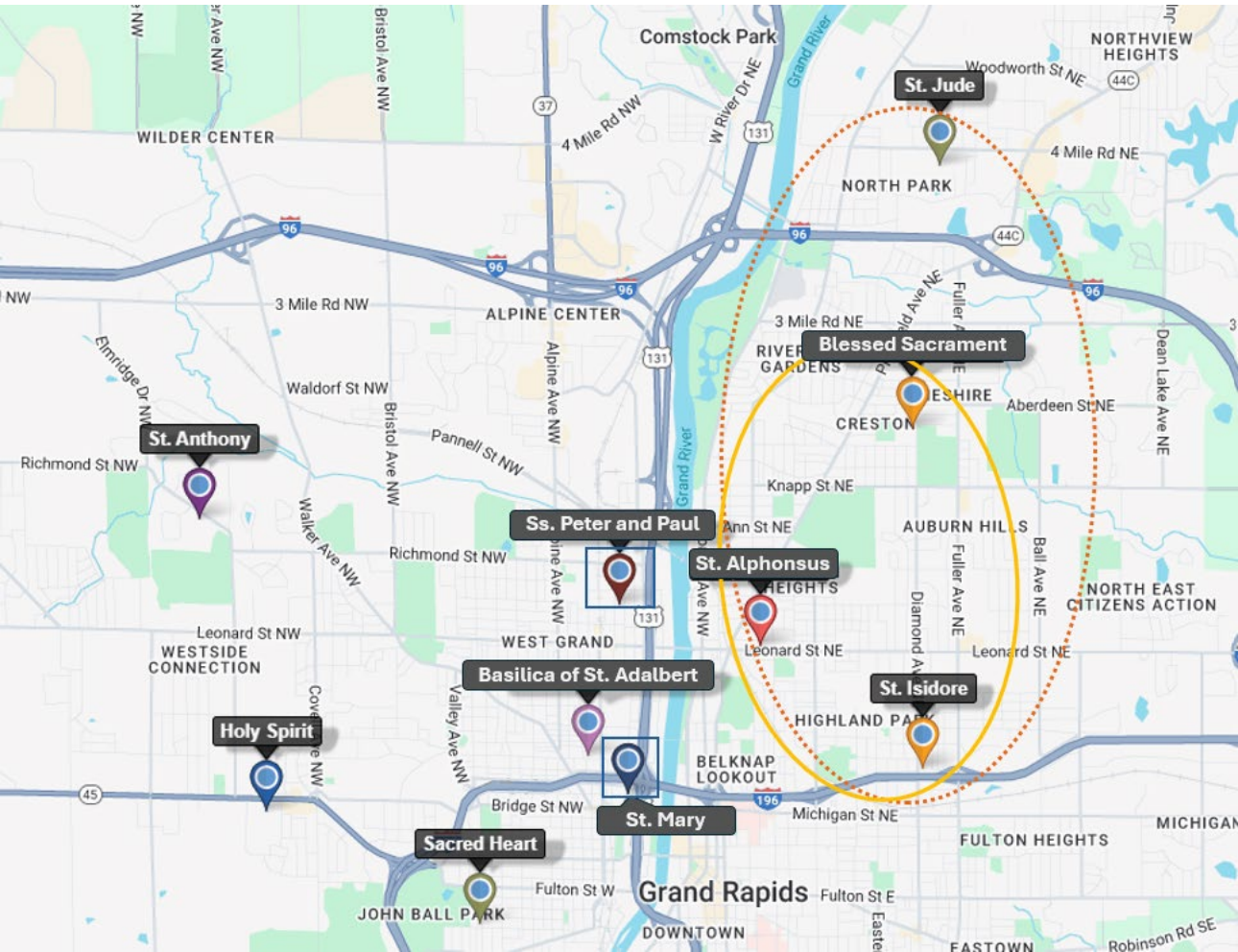
Proposed Future Map of Parishes in Grand Rapids North Deanery (Northern)




Map Key


Merge


Proposed Future Close-up Map of Parishes in Grand Rapids North Deanery (Grand Rapids)



Map Key

 Cluster

 Merge

 Collaborating Parishes

Summary of Proposed Recommendations for Grand Rapids North Deanery Parishes

1. The parish of Mary Queen of Apostles in Sand Lake will merge with St. John Paul II in Cedar Springs. Mary Queen of Apostles will close, and the parish facilities will be sold.
2. Upon the retirement of the pastor, the parish of Holy Family in Sparta will merge with Holy Trinity in Comstock Park. Holy Family will remain an active worship site and continue to serve as a location for Hispanic ministry.
3. Upon the retirement of the administrator, the parish of Ss. Peter and Paul in Grand Rapids will merge with the Basilica of St. Adalbert in Grand Rapids. Ss. Peter and Paul will close, and the parish facilities will be sold.
4. Upon the retirement of the pastor, the parish of St. Isidore will cluster with St. Alphonsus in Grand Rapids. Blessed Sacrament Parish in Grand Rapids will continue to cluster with St. Alphonsus.
5. The parish of St. Mary in Grand Rapids will merge with the Basilica of St. Adalbert in Grand Rapids. St. Mary will continue as a worship site and the use of other facilities will be determined. A bilingual pastor will be appointed to serve the parish.
6. The following parishes will remain stand-alone parishes:
 - Assumption of the Blessed Virgin Mary, Belmont
 - Holy Spirit, Grand Rapids
 - Our Lady of Consolation, Rockford
 - Sacred Heart of Jesus, Grand Rapids
 - St. Alphonsus, Grand Rapids
 - St. Anthony of Padua, Grand Rapids
 - St. John Paul II, Cedar Springs
 - St. Jude, Grand Rapids
7. All parishes in the North Deanery should consider collaborating with other parishes on existing or new ministries. Such collaboration can share costs and usually results in greater participation and ministry effectiveness. Collaboration is recommended for two to three parishes. Parishes with the same civic identity should consider the advantages of working together on certain ministries.

Impact of the Recommendations for Grand Rapids North Deanery Parishes

- a. The number of priests allocated to the deanery can be reduced by four.
- b. Smaller parish memberships have been combined so that all parishes in the deanery are of comparable size.
- c. The number of buildings has been reduced.
- d. Collaborating parishes will be able to steward their resources better by focusing on shared ministries.

Recommendations for Grand Rapids North Deanery Parishes

Mary Queen of Apostles Parish, Sand Lake

Parish Profile	Actuals							Est. 2024	Change 2017 to 2023	
	2017	2018	2019	2020	2021	2022	2023		Number	Percent
Registered households	262	249	209	196	197	191	137	102	-125	-48%
Infant Baptisms	6	2	3	2	1	0	0	0	-6	-100%
First Eucharists	5	2	-	3	0	0	0	0	-5	-100%
Confirmations	5	4	-	4	1	1	1	1	-4	-80%
Total Marriages	0	0	2	2	1	0	1	0	1	-
Funeral	4	3	7	5	3	3	6	3	2	50%
Elementary Rel. Ed. Enrollment	30	15	15	9	6	0	0	0	-30	-100%
High School Rel. Ed. Enrollment	8	0	0	0	0	0	0	2	-8	-100%
Adult and RCIA	0	0	1	1	1	0	0	0	0	-
Avg. Weekend Mass Attendance	243	233	156	79	104	102	65	68	-178	-73%

St. John Paul II Parish, Cedar Springs

Parish Profile	Actuals							Est. 2024	Change 2017 to 2023	
	2017	2018	2019	2020	2021	2022	2023		Number	Percent
Registered households	384	365	348	384	349	279	294	337	-90	-23%
Infant Baptisms	11	16	10	8	4	11	17	26	6	55%
First Eucharists	13	18	-	16	11	8	8	11	-5	-38%
Confirmations	17	17	-	9	24	5	6	2	-11	-65%
Total Marriages	5	6	4	5	5	4	3	9	-2	-40%
Funeral	8	10	7	9	10	9	14	13	6	75%
Elementary Rel. Ed. Enrollment	120	122	123	128	40	39	70	39	-50	-42%
High School Rel. Ed. Enrollment	20	38	26	18	18	25	18	15	-2	-10%
Adult and RCIA	11	4	13	9	8	13	5	5	-6	-55%
Avg. Weekend Mass Attendance	585	593	635	246	412	428	514	396	-71	-12%

- The parish of Mary Queen of Apostles in Sand Lake will merge with St. John Paul II in Cedar Springs. Mary Queen of Apostles will close, and the parish facilities will be sold. St. John Paul II will become a stand-alone parish.

Parish Recommendations

- St. John Paul II Parish should welcome parishioners from Mary Queen of Apostles Parish to register at the parish. The increase in membership will benefit Mass attendance and other ministries.
- The parish should develop a strategy for additional membership growth. At its 2024 size, the parish is not much larger than parishes which are being merged and closed in other parts of the Diocese.
- The parish should continue to study its need for future ministry space and its current use of the facilities. For example, the old church building may better serve the parish at the present time as a hall rather than using the current hall which is surrounded by offices and meeting areas.

Holy Family Parish, Sparta

Parish Profile	Actuals							Est. 2024	Change 2017 to 2023	
	2017	2018	2019	2020	2021	2022	2023		Number	Percent
Registered households	338	345	345	339	321	363	350	341	12	4%
Infant Baptisms	10	10	14	3	5	7	8	7	-2	-20%
First Eucharists	12	13	17	8	4	4	22	14	10	83%
Confirmations	15	11	1	11	14	0	13	7	-2	-13%
Total Marriages	3	1	3	1	4	3	4	4	1	33%
Funeral	10	12	13	3	4	10	12	11	2	20%
Elementary Rel. Ed. Enrollment	80	62	60	38	38	42	42	42	-38	-48%
High School Rel. Ed. Enrollment	12	20	10	0	0	0	0	0	-12	-100%
Adult and RCIA	1	2	2	0	0	0	2	8	1	100%
Avg. Weekend Mass Attendance	357	384	399	184	301	317	275	265	-82	-23%

Holy Trinity Parish, Comstock Park

Parish Profile	Actuals							Est. 2024	Change 2017 to 2023	
	2017	2018	2019	2020	2021	2022	2023		Number	Percent
Registered households	664	649	640	646	638	650	621	573	-43	-6%
Infant Baptisms	30	25	27	9	21	13	8	10	-22	-73%
First Eucharists	23	19	17	16	20	22	14	20	-9	-39%
Confirmations	19	26	22	16	17	12	12	14	-7	-37%
Total Marriages	5	4	7	4	5	4	3	4	-2	-40%
Funeral	21	13	16	28	25	23	21	28	0	0%
Elementary Rel. Ed. Enrollment	132	150	56	40	26	45	43	49	-89	-67%
High School Rel. Ed. Enrollment	18	7	13	20	23	0	0	1	-18	-100%
Adult and RCIA	2	1	5	2	2	4	2	1	0	0%
Avg. Weekend Mass Attendance	627	625	576	443	537	506	474	524	-153	-24%

- Upon the retirement of the pastor, the parish of Holy Family in Sparta will merge with Holy Trinity in Comstock Park. Holy Family will remain an active worship site and continue to serve as a location for Hispanic ministry.

Parish Recommendations

- The parish should study future staffing and ministry needs of the communities. The merger should create opportunities for financial efficiencies and resources which can benefit both sites' ability to offer a fuller range of ministries.
- The parish should study, in conjunction with the Hispanic Ministry Office, the state of Hispanic ministry and the future need in the Sparta area. Approximately 75 people attend the once-a-month Mass at Holy Family Church.
- Holy Trinity Parish should study its space needs. There are a limited number of rooms available for meetings with adults and the location of the rectory in the church basement is not desirable.
- The support for, promotion of, and recruitment of students for Holy Trinity School is lauded and can be expanded with the merger.

Ss. Peter & Paul Parish, Grand Rapids

Parish Profile	Actuals							Est. 2024	Change 2017 to 2023	
	2017	2018	2019	2020	2021	2022	2023		Number	Percent
Registered households	300	300	243	238	230	220	215	208	-85	-28%
Infant Baptisms	10	10	6	4	8	2	7	5	-3	-30%
First Eucharists	4	4	-	0	0	2	1	2	-3	-75%
Confirmations	4	7	-	1	2	0	3	0	-1	-25%
Total Marriages	4	4	3	4	4	3	0	0	-4	-100%
Funeral	25	25	20	16	14	9	10	9	-15	-60%
Elementary Rel. Ed. Enrollment	24	30	21	15	13	11	0	7	-24	-100%
High School Rel. Ed. Enrollment	0	3	0	0	0	0	0	0	0	-
Adult and RCIA	1	0	0	2	0	0	0	0	-1	-100%
Avg. Weekend Mass Attendance	226	256	239	153	161	145	142	-	-84	-37%

- Upon the retirement of the administrator, the parish of Saints Peter and Paul in Grand Rapids will merge with the Basilica of St. Adalbert in Grand Rapids. Saints Peter and Paul will close, and the parish facilities will be sold.

Parish Recommendations

- Parishioners should continue their support for and participation in the life of the parish.
- Upon the announcement of the administrator's retirement, the parish should plan for the transition with the pastor and other leaders from the Basilica of St. Adalbert, with the understanding that parishioners may join any parish they so choose.

Blessed Sacrament Parish, Grand Rapids

Parish Profile	Actuals							Est. 2024	Change 2017 to 2023	
	2017	2018	2019	2020	2021	2022	2023		Number	Percent
Registered households	608	607	596	592	566	550	554	493	-54	-9%
Infant Baptisms	11	11	11	12	8	10	6	5	-5	-45%
First Eucharists	12	16	22	8	8	16	10	15	-2	-17%
Confirmations	14	27	6	4	0	19	7	5	-7	-50%
Total Marriages	3	5	5	3	1	1	1	0	-2	-67%
Funeral	25	15	15	12	13	24	12	14	-13	-52%
Elementary Rel. Ed. Enrollment	45	46	47	31	42	32	34	29	-11	-24%
High School Rel. Ed. Enrollment	0	0	0	0	0	0	0	0	0	-
Adult and RCIA	2	7	5	1	1	1	1	0	-1	-50%
Avg. Weekend Mass Attendance	651	647	586	298	371	431	429	410	-222	-34%

St. Alphonsus Parish, Grand Rapids

Parish Profile	Actuals							Est. 2024	Change 2017 to 2023	
	2017	2018	2019	2020	2021	2022	2023		Number	Percent
Registered households	870	870	-	859	872	779	690	700	-180	-21%
Infant Baptisms	48	48	-	25	19	16	34	25	-14	-29%
First Eucharists	20	19	-	15	6	9	12	12	-8	-40%
Confirmations	48	18	-	20	8	8	6	6	-42	-88%
Total Marriages	35	21	-	15	29	30	12	20	-23	-66%
Funeral	43	26	-	29	36	33	28	31	-15	-35%
Elementary Rel. Ed. Enrollment	100	84	-	110	37	52	43	45	-57	-57%
High School Rel. Ed. Enrollment	22	22	-	18	10	7	0	0	-22	-100%
Adult and RCIA	1	6	-	3	0	2	0	0	-1	-100%
Avg. Weekend Mass Attendance	955	868	899	374	588	485	520	541	-435	-46%

St. Isidore Parish, Grand Rapids

Parish Profile	Actuals							Est. 2024	Change 2017 to 2023	
	2017	2018	2019	2020	2021	2022	2023		Number	Percent
Registered households	350	275	274	262	282	307	325	335	-25	-7%
Infant Baptisms	18	15	16	8	15	9	8	17	-10	-56%
First Eucharists	12	13	4	10	12	12	12	12	0	0%
Confirmations	7	3	10	3	12	10	8	11	1	14%
Total Marriages	12	19	12	8	13	11	15	11	3	25%
Funeral	26	20	29	29	21	16	21	11	-5	-19%
Elementary Rel. Ed. Enrollment	52	48	56	52	56	66	67	86	15	29%
High School Rel. Ed. Enrollment	12	13	13	16	15	14	23	32	11	92%
Adult and RCIA	1	0	0	0	0	3	3	4	2	200%
Avg. Weekend Mass Attendance	433	370	437	416	585	472	523	-	90	21%

- Upon the retirement of the pastor, the parish of St. Isidore in Grand Rapids will cluster with St. Alphonsus in Grand Rapids. Blessed Sacrament Parish in Grand Rapids will continue to cluster with St. Alphonsus.

Parish Recommendations

- The support for, promotion of, and recruitment for All Saints Academy by all three parishes, as well as St. Jude Parish, is lauded and should be enhanced by the clustering of the parishes.
- Since the parishes have collaborated so successfully on All Saints Academy, including St. Jude Parish, they should also study staffing, ministries, and resources to determine if there are additional opportunities for collaboration.
- A study should be conducted regarding the use of facilities in the cluster. For instance, the study may find that consolidating the school into one site may be more efficient and less expensive, some facilities are seldom used, or other facilities could be repurposed.

Basilica of St. Adalbert Parish, Grand Rapids

Parish Profile	Actuals							Est. 2024	Change 2017 to 2023	
	2017	2018	2019	2020	2021	2022	2023		Number	Percent
Registered households	999	1,108	1,011	782	578	560	490	518	-509	-51%
Infant Baptisms	40	29	35	21	27	15	27	29	-13	-33%
First Eucharists	11	15	19	3	5	5	6	16	-5	-45%
Confirmations	9	9	5	1	5	16	4	0	-5	-56%
Total Marriages	42	44	41	16	18	18	24	22	-18	-43%
Funeral	30	35	35	22	20	17	15	30	-15	-50%
Elementary Rel. Ed. Enrollment	35	37	33	33	0	27	52	52	17	49%
High School Rel. Ed. Enrollment	0	0	0	0	0	0	21	21	21	-
Adult and RCIA	2	4	5	1	5	8	2	10	0	0%
Avg Weekend Mass Attendance	569	494	504	434	632	745	698	811	129	23%

St. Mary Parish, Grand Rapids

Parish Profile	Actuals							Est. 2024	Change 2017 to 2023	
	2017	2018	2019	2020	2021	2022	2023		Number	Percent
Registered households	688	689	672	542	531	555	564	573	-124	-18%
Infant Baptisms	7	13	19	12	12	17	10	12	3	43%
First Eucharists	51	54	32	28	4	6	33	31	-18	-35%
Confirmations	47	46	36	31	30	12	22	10	-25	-53%
Total Marriages	11	12	19	8	5	15	10	8	-1	-9%
Funeral	20	12	6	8	10	1	4	9	-16	-80%
Elementary Rel. Ed. Enrollment	52	43	40	15	4	6	0	44	-52	-100%
High School Rel. Ed. Enrollment	12	15	18	3	30	2	0	15	-12	-100%
Adult and RCIA	3	4	5	13	7	5	5	4	2	67%
Avg. Weekend Mass Attendance	488	438	402	171	323	324	334	-	-154	-32%

- The parish of St. Mary in Grand Rapids will merge with the Basilica of St. Adalbert in Grand Rapids. St. Mary will continue as a worship site and the use of other facilities will be determined. A bilingual pastor will be appointed to serve the parish.

Parish Recommendations

- The parish should study the possible uses for the facilities at St. Mary and determine any that may be sold.
- The parish should study the potential for growth in the Spanish-speaking community and develop a plan for the ministry at the St. Mary site.
- The parish should be commended for its support of Catholic Schools in the area and identify a parish with whom they can collaborate on elementary religious education.

Assumption of the Blessed Virgin Mary Parish, Belmont

Parish Profile	Actuals							Est. 2024	Change 2017 to 2023	
	2017	2018	2019	2020	2021	2022	2023		Number	Percent
Registered households	1,100	1,001	1,053	1,049	986	945	1,000	943	-100	-9%
Infant Baptisms	42	50	35	19	34	27	48	31	6	14%
First Eucharists	53	55	41	30	35	42	41	45	-12	-23%
Confirmations	31	35	37	37	38	41	43	44	12	39%
Total Marriages	9	10	9	7	8	8	4	6	-5	-56%
Funeral	20	21	19	17	30	26	20	25	0	0%
Elementary Rel. Ed. Enrollment	220	183	202	146	159	151	167	123	-53	-24%
High School Rel. Ed. Enrollment	21	18	25	24	15	16	22	22	1	5%
Adult and RCIA	22	15	16	13	3	7	9	7	-13	-59%
Avg. Weekend Mass Attendance	1,193	1,051	1,028	482	776	967	1,080	1,100	-113	-9%

- The following parishes will remain stand-alone parishes:
 - Assumption of the Blessed Virgin Mary, Belmont
 - Holy Spirit, Grand Rapids
 - Our Lady of Consolation, Rockford
 - Sacred Heart of Jesus, Grand Rapids
 - St. Anthony of Padua, Grand Rapids
 - St. Jude, Grand Rapids

Parish Recommendations

- The parish already collaborates with the food pantry in Kent County and should explore collaboration with area parishes on some ministries, particularly adult faith formation.
- The parish should be lauded for their efforts which have led to the recognition of Assumption of the Blessed Virgin Mary School as a Blue-Chip School and encouraged to continue their efforts.

Holy Spirit Parish, Grand Rapids

Parish Profile	Actuals							Est. 2024	Change 2017 to 2023	
	2017	2018	2019	2020	2021	2022	2023		Number	Percent
Registered households	1,474	1,548	1,486	1,518	1,502	1,479	1,527	1,561	53	4%
Infant Baptisms	50	42	42	45	52	56	51	64	1	2%
First Eucharists	73	39	-	35	42	50	46	50	-27	-37%
Confirmations	44	27	-	7	37	46	37	38	-7	-16%
Total Marriages	13	8	18	23	15	25	17	28	4	31%
Funeral	6	21	31	32	42	50	42	45	36	600%
Elementary Rel. Ed. Enrollment	160	60	125	108	104	99	99	91	-61	-38%
High School Rel. Ed. Enrollment	35	30	0	0	0	3	4	6	-31	-89%
Adult and RCIA	2	6	1	7	4	6	5	10	3	150%
Avg. Weekend Mass Attendance	1,394	1,381	1,356	601	1,054	1,145	1,238	1,211	-156	-11%

Parish Recommendations

- The parish should continue its renewal efforts using “Rebuilt.”
- Holy Spirit should explore the potential for collaboration with neighboring parishes on various ministries, particularly ministry to young adults.
- The parish should be lauded for their support and commitment to Holy Spirit School and encouraged to continue those efforts.

Our Lady of Consolation Parish, Rockford

Parish Profile	Actuals							Est. 2024	Change 2017 to 2023	
	2017	2018	2019	2020	2021	2022	2023		Number	Percent
Registered households	1,705	1,665	1,781	1,629	1,267	1,488	1,532	1,570	-173	-10%
Infant Baptisms	49	44	53	38	57	49	53	53	4	8%
First Eucharists	108	83	77	3	131	57	86	88	-22	-20%
Confirmations	120	75	94	3	150	66	53	79	-67	-56%
Total Marriages	12	5	4	7	10	7	9	2	-3	-25%
Funeral	20	30	20	29	30	22	24	15	4	20%
Elementary Rel. Ed. Enrollment	393	323	388	304	183	260	322	322	-71	-18%
High School Rel. Ed. Enrollment	51	49	42	23	6	33	28	28	-23	-45%
Adult and RCIA	12	10	9	3	3	11	12	12	0	0%
Avg. Weekend Mass Attendance	1,294	1,321	1,282	589	888	982	1,297	-	3	0%

Parish Recommendations

- As the area continues to grow, the parish should develop a comprehensive plan to include staffing, ministries, finances, and facilities that will be needed in the future.
- With projected population growth, the parish should increase its efforts to reach out to Catholics in the area and to welcome and engage them in the life of the community.
- The parish should be lauded for the support for, promotion of, and recruitment for Our Lady of Consolation School and encouraged to continue their efforts.

Sacred Heart of Jesus Parish, Grand Rapids

Parish Profile	Actuals							Est. 2024	Change 2017 to 2023	
	2017	2018	2019	2020	2021	2022	2023		Number	Percent
Registered households	592	609	624	650	600	646	660	674	68	11%
Infant Baptisms	29	26	36	40	43	46	58	33	29	100%
First Eucharists	32	37	37	37	49	46	57	44	25	78%
Confirmations	28	34	30	45	49	30	54	45	26	93%
Total Marriages	6	7	13	11	10	10	10	10	4	67%
Funeral	13	14	21	11	11	9	13	7	0	0%
Elementary Rel. Ed. Enrollment	49	42	58	49	69	76	76	44	27	55%
High School Rel. Ed. Enrollment	25	0	30	35	0	0	0	0	-25	-100%
Adult and RCIA	10	3	11	12	15	9	13	18	3	30%
Avg. Weekend Mass Attendance	725	769	791	656	814	860	885	-	160	22%

Parish Recommendations

- The parish should be lauded for its commitment to Catholic education and encouraged to continue these efforts.
- As the school enrollment is nearing capacity, a study should be conducted in conjunction with the Diocesan Office of Schools, regarding possible options for demolition, construction, and the need for additional land.

St. Anthony of Padua Parish, Grand Rapids

Parish Profile	Actuals							Est. 2024	Change 2017 to 2023	
	2017	2018	2019	2020	2021	2022	2023		Number	Percent
Registered households	2,253	1,863	1,900	1,997	2,041	1,617	1,625	1,646	-628	-28%
Infant Baptisms	47	78	51	49	48	52	63	27	16	34%
First Eucharists	56	49	50	49	33	46	36	46	-20	-36%
Confirmations	60	47	67	56	57	37	46	42	-14	-23%
Total Marriages	18	39	12	12	14	18	15	2	-3	-17%
Funeral	32	33	33	21	40	37	39	30	7	22%
Elementary Rel. Ed. Enrollment	170	152	143	68	0	87	102	62	-68	-40%
High School Rel. Ed. Enrollment	20	128	0	56	0	0	0	0	-20	-100%
Adult and RCIA	13	7	5	7	0	14	3	4	-10	-77%
Avg. Weekend Mass Attendance	1,556	1,415	1,322	588	966	1,005	1,169	-	-387	-25%

**in 2019 the descision was made to move confirmation to the winter. These are vigil people*

Parish Recommendations

- The parish should be commended for its commitment to St. Anthony of Padua School and encouraged to continue their support.
- A study should be conducted, in conjunction with the Diocesan of Schools, regarding the feasibility of adding an early childhood center at the parish.

St. Jude Parish, Grand Rapids

Parish Profile	Actuals							Est. 2024	Change 2017 to 2023	
	2017	2018	2019	2020	2021	2022	2023		Number	Percent
Registered households	1,036	1,029	919	933	909	895	867	822	-169	-16%
Infant Baptisms	32	22	20	23	21	25	18	1	-14	-44%
First Eucharists	17	12	23	19	9	17	18	19	1	6%
Confirmations	29	19	25	23	19	13	6	10	-23	-79%
Total Marriages	13	9	9	16	16	4	6	0	-7	-54%
Funeral	16	27	11	28	25	29	25	2	9	56%
Elementary Rel. Ed. Enrollment	77	62	66	68	54	37	38	35	-39	-51%
High School Rel. Ed. Enrollment	0	0	0	0	0	0	0	0	0	-
Adult and RCIA	3	4	2	6	0	3	4	4	1	33%
Avg. Weekend Mass Attendance	867	902	853	427	611	519	535	-	-332	-38%

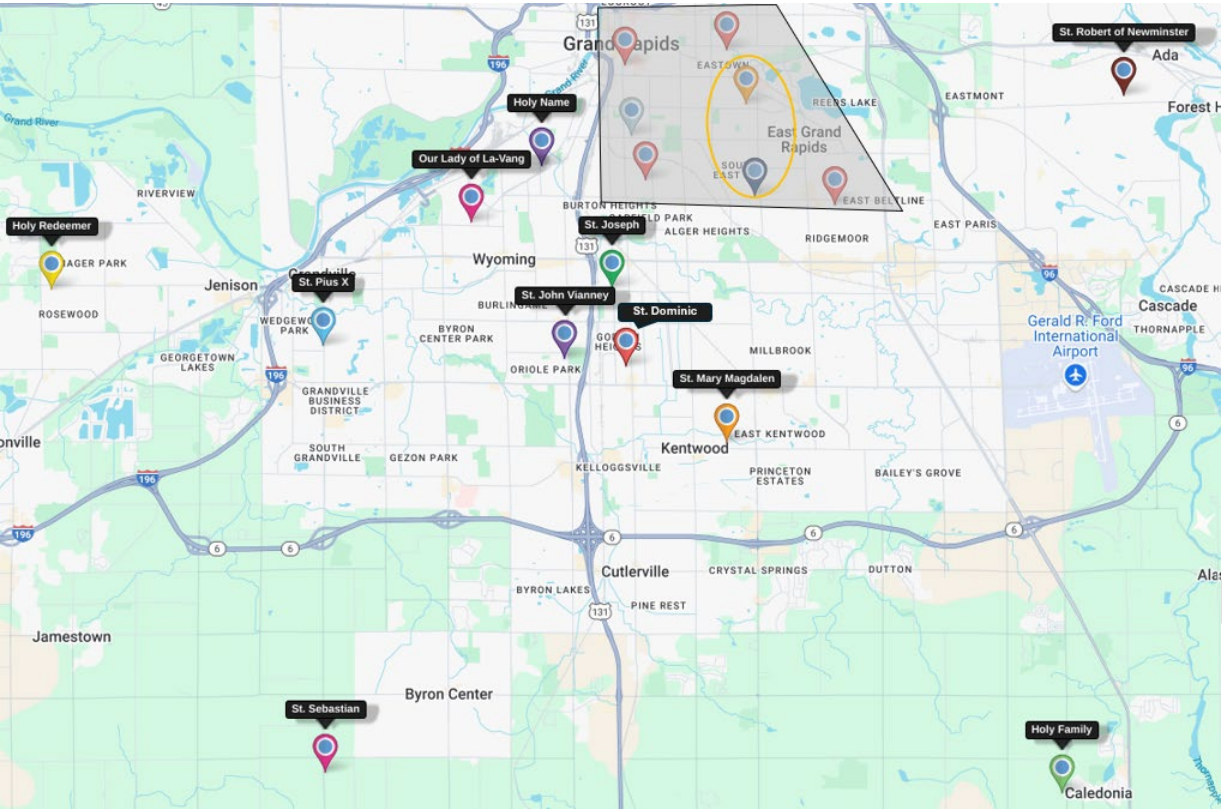
Parish Recommendations

- With the clustering of the other three parishes that support All Saints Academy, St. Jude, and the other parishes should consider additional ways to collaborate on staff, ministries and resources.
- The parish should be commended for its support of All Saints Academy and encouraged to continue that commitment, including efforts to expand an endowment that can provide third-source funding for Catholic schools.
- All parishes in the North Deanery should consider collaborating with other parishes on existing or new ministries. Such collaboration can share costs and usually results in greater participation and ministry effectiveness. Collaboration is recommended for two to three parishes. Parishes with the same civic identity should consider the advantages of working together on certain ministries.


VI. GRAND RAPIDS SOUTH DEANERY

Deanery Maps

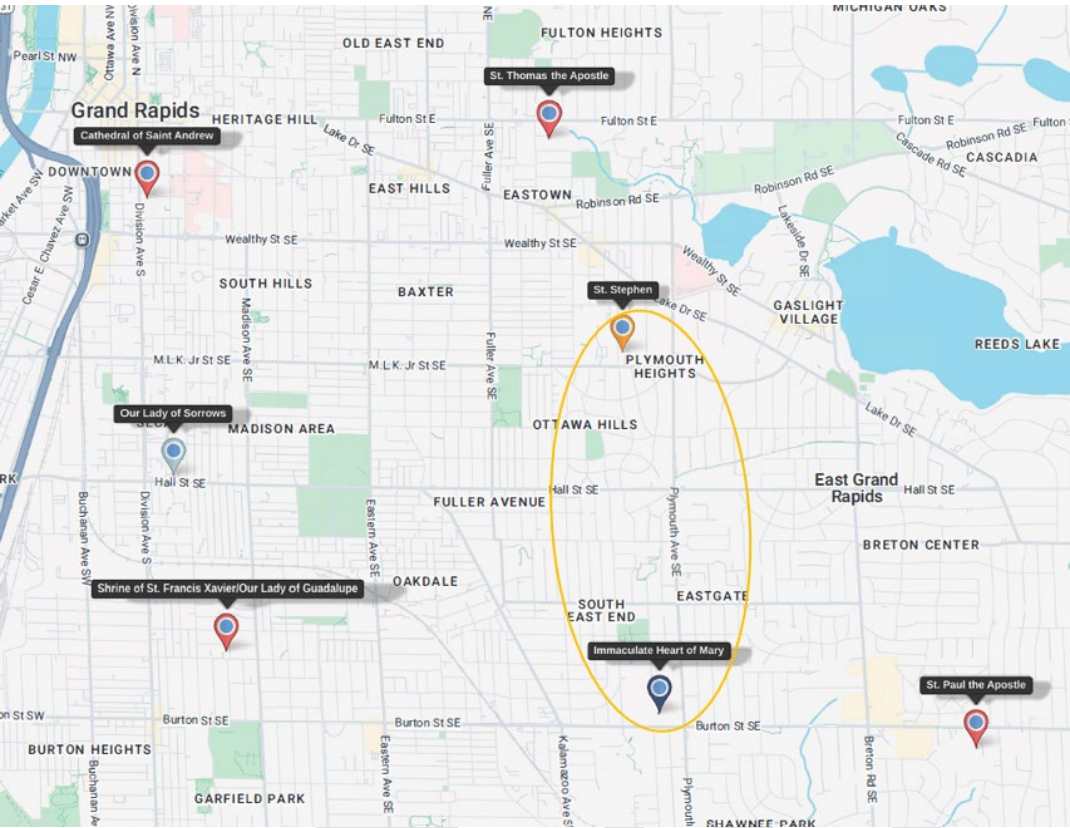
Map of Parishes in Grand Rapids South Deanery




Map Key

 Cluster

Close-up Map of Parishes in Grand Rapids South Deanery (Grand Rapids)

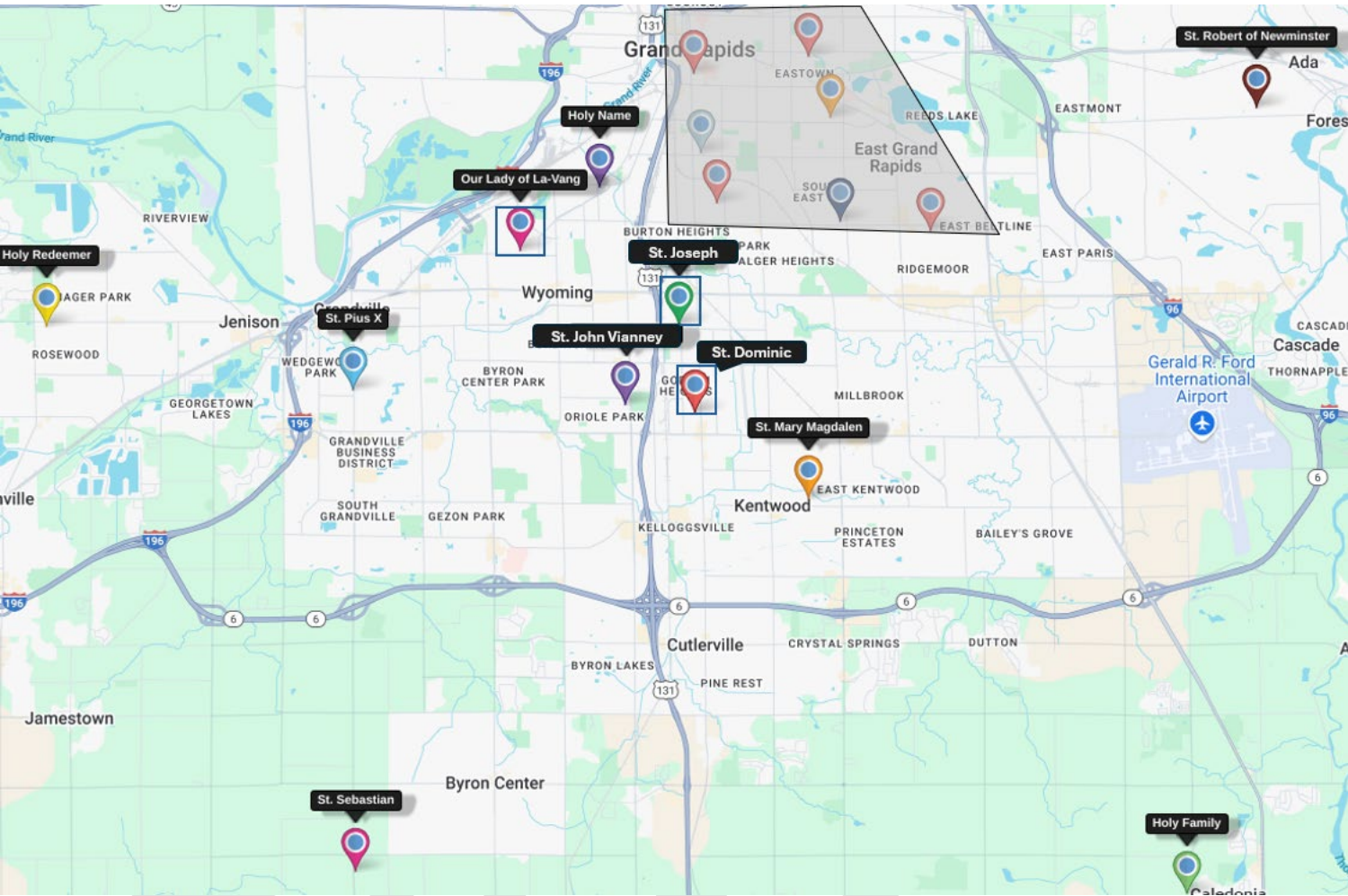


Map Key



Cluster

Proposed Future Map of Parishes in Grand Rapids South Deanery

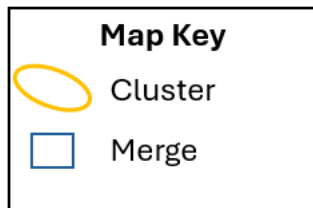
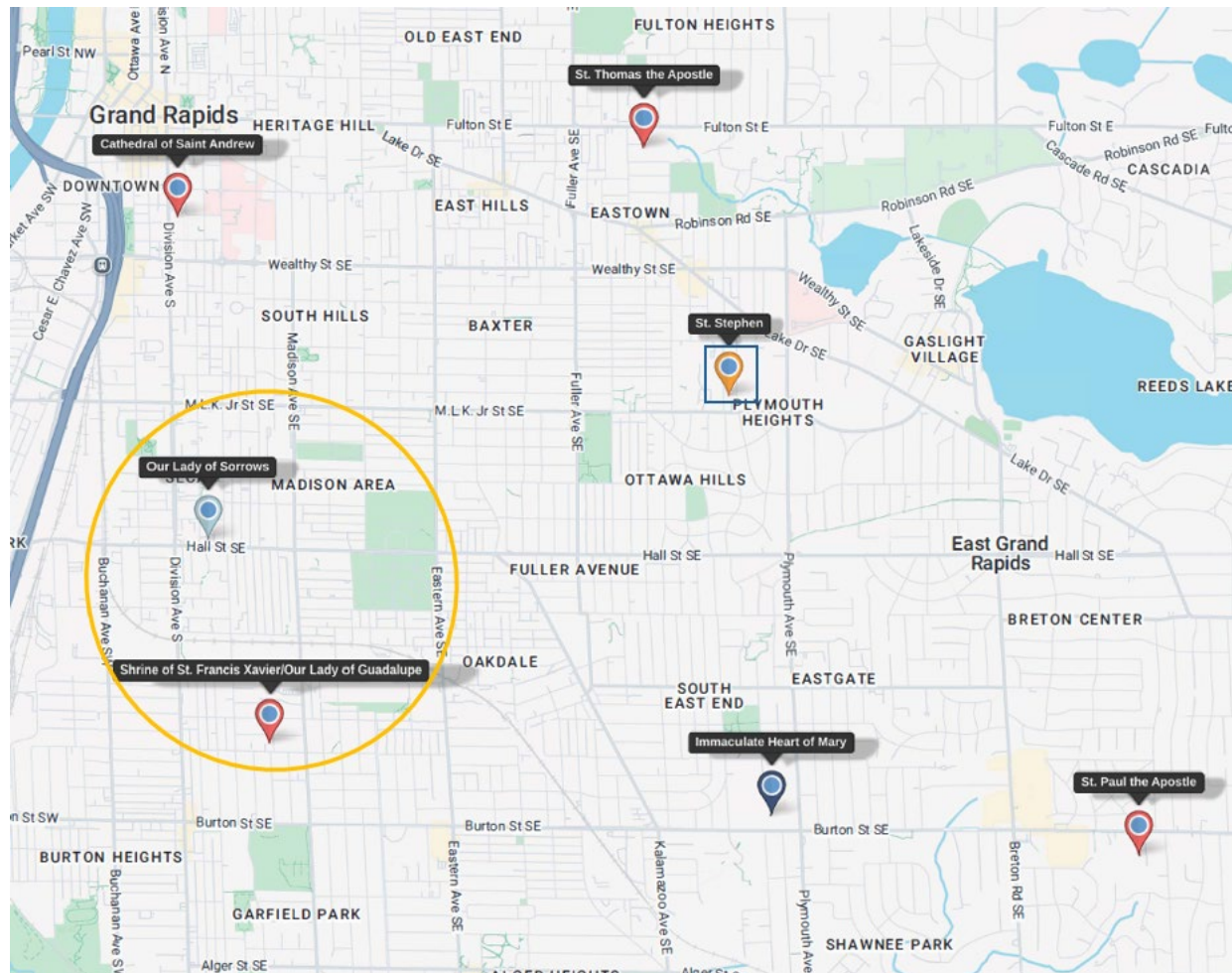


Map Key

Cluster

Merge

Proposed Future Close-up Map of Parishes in Grand Rapids South Deanery (Grand Rapids)



Summary of Proposed Recommendations for Grand Rapids South Deanery Parishes

1. Upon the retirement of the current pastor, Our Lady of Sorrows will merge with the Shrine of St. Francis Xavier/Our Lady of Guadalupe and the use or disposition of the parish facilities will be determined. The ongoing use of St. Dominic Church as a worship site and the facilities for ministry purposes should be evaluated.
2. The parish of St. Stephen in Grand Rapids will merge with St. Thomas the Apostle in Grand Rapids. The ongoing ministry use for the facilities at St. Stephen will be determined.
3. The parish of St. Joseph the Worker in Wyoming will merge with St. John Vianney in Wyoming. The existing site will be closed, and the facilities will be sold.
4. The following parishes will remain stand-alone parishes.
 - Cathedral of St. Andrew, Grand Rapids
 - Holy Family, Caledonia
 - Holy Name, Wyoming
 - Holy Redeemer, Jenison
 - Immaculate Heart of Mary, Grand Rapids
 - Our Lady of La Vang, Wyoming
 - St. Mary Magdalen, Kentwood
 - St. Paul the Apostle, Grand Rapids
 - St. Pius X, Grandville
 - St. Robert of Newminster, Ada
 - St. Sebastian, Byron Center
5. All the parishes in the South Deanery should consider collaborating with other parishes on existing and or new ministries. Such collaboration can share costs and usually results in greater participation and ministry effectiveness. Collaboration is recommended for two to three parishes. Parishes with the same civic identity should consider the advantages of working together on certain ministries.

Impact of the Recommendations for Grand Rapids South Deanery Parishes

- a. The deanery priest allocation can be reduced by two priests.
- b. Smaller parish memberships have been combined so that all parishes in the deanery are of comparable size.
- c. The number of parish facilities within the deanery can be reduced and those parishes needing additional ministry space have been addressed.
- d. Collaborating parishes will be able to steward their resources better by focusing on shared ministries.

Recommendations for Grand Rapids South Deanery Parishes

Our Lady of Sorrows, Grand Rapids

Parish Profile	Actuals							Est. 2024	Change 2017 to 2023	
	2017	2018	2019	2020	2021	2022	2023		Number	Percent
Registered households	250	198	400	148	143	144	144	144	-106	-42%
Infant Baptisms	17	21	21	22	16	18	30	8	13	76%
First Eucharists	15	13	23	30	16	18	15	20	0	0%
Confirmations	17	16	15	11	8	11	0	7	-17	-100%
Total Marriages	2	0	0	0	0	2	1	3	-1	-50%
Funeral	8	12	11	12	13	12	8	10	0	0%
Elementary Rel. Ed. Enrollment	28	31	31	22	22	26	25	15	-3	-11%
High School Rel. Ed. Enrollment	24	13	16	15	11	10	11	8	-13	-54%
Adult and RCIA	0	0	0	0	0	0	0	0	-	-
Avg. Weekend Mass Attendance	404	392	280	144	199	185	280	300	-124	-31%

Shrine of St. Francis Xavier-Our Lady of Guadalupe Parish, Grand Rapids

Parish Profile	Actuals							Est. 2024	Change 2017 to 2023	
	2017	2018	2019	2020	2021	2022	2023		Number	Percent
Registered households	240	260	900	900	920	960	810	980	570	238%
Infant Baptisms	89	120	77	80	57	77	16	50	-73	-82%
First Eucharists	102	105	66	50	55	65	56	54	-46	-45%
Confirmations	40	65	55	45	57	58	28	42	-12	-30%
Total Marriages	8	10	7	4	4	10	3	8	-5	-63%
Funeral	5	7	6	8	8	5	10	7	5	100%
Elementary Rel. Ed. Enrollment	180	80	300	280	0	0	0	8	-180	-100%
High School Rel. Ed. Enrollment	25	60	80	120	0	0	0	3	-25	-100%
Adult and RCIA	27	31	16	25	37	14	23	16	-4	-15%
Avg. Weekend Mass Attendance										
Shrine of St. Francis Xavier worship site	847	749	852	304	537	623	606	-	-241	-28%
St. Dominic worship site	0	81	0	0	67	95	48	-	48	-

- Upon the retirement of the current pastor, Our Lady of Sorrows will merge with the Shrine of St. Francis Xavier/Our Lady of Guadalupe and the use of disposition of the parish facilities will be determined. The ongoing use of St. Dominic Church as a worship site and the facilities for ministry purposes should be evaluated.

Parish Recommendations

- The parish should study the ministry's needs and use of current and future facilities in order to determine how they can best serve the community in the future and develop a facilities plan. The cost of operating all the existing facilities will likely be a financial burden for the parish.
- The parish should determine a future Mass schedule that will accommodate both English-speaking and Spanish-speaking members. Currently, some of the Sunday Masses are celebrated with a small number of attendees.
- The parish's support of San Diego Academy is commended, and the parish is encouraged to sustain its commitment to the school.

St. Stephen Parish, East Grand Rapids

Parish Profile	Actuals							Est. 2024	Change 2017 to 2023	
	2017	2018	2019	2020	2021	2022	2023		Number	Percent
Registered households	472	490	469	425	394	301	265	216	-207	-44%
Infant Baptisms	21	15	25	16	13	10	16	1	-5	-24%
First Eucharists	19	20	29	16	11	10	5	9	-14	-74%
Confirmations	35	25	27	5	17	5	12	3	-23	-66%
Total Marriages	7	0	0	6	2	7	3	5	-4	-57%
Funeral	12	17	16	6	7	8	5	6	-7	-58%
Elementary Rel. Ed. Enrollment	55	80	100	63	41	27	28	49	-27	-49%
High School Rel. Ed. Enrollment	9	17	8	16	0	0	4	0	-5	-56%
Adult and RCIA	2	8	7	5	4	5	3	1	1	50%
Avg. Weekend Mass Attendance	429	353	390	167	187	196	167	84	-262	-61%

St. Thomas the Apostle Parish, Grand Rapids

Parish Profile	Actuals							Est. 2024	Change 2017 to 2023	
	2017	2018	2019	2020	2021	2022	2023		Number	Percent
Registered households	738	721	738	716	664	668	638	649	-100	-14%
Infant Baptisms	46	33	30	28	34	23	27	26	-19	-41%
First Eucharists	45	41	44	40	47	41	30	43	-15	-33%
Confirmations	29	46	40	26	26	31	21	31	-8	-28%
Total Marriages	11	30	24	9	10	3	6	8	-5	-45%
Funeral	11	14	13	17	16	12	19	14	8	73%
Elementary Rel. Ed. Enrollment	84	84	83	60	61	70	55	78	-29	-35%
High School Rel. Ed. Enrollment	60	32	31	35	12	10	13	6	-47	-78%
Adult and RCIA	9	4	3	4	3	5	5	4	-4	-44%
Avg. Weekend Mass Attendance	840	968	833	452	560	643	647	-	-193	-23%

- The parish of St. Stephen in Grand Rapids will merge with St. Thomas the Apostle in Grand Rapids. The ongoing ministry use for the facilities at St. Stephen will be determined.

Parish Recommendations

- The parish should be commended for its commitment to St. Thomas the Apostle School and is encouraged to continue its strong support.
- The parish should study the long-term use of the facilities at St. Stephen. While the parish membership is small, the facilities are in good condition and could be used for other purposes. As part of this study, some participants at parish meetings suggested that the facilities might be used for educational purposes by St. Thomas the Apostle School. Others proposed that some of the facilities, such as the rectory, could be sold and the remaining facilities used as a retreat center or for another ministry purpose. With Mass attendance at its current level, the continued use of the church as a worship site is questionable.

St. Joseph the Worker Parish, Wyoming

Parish Profile	Actuals							Est. 2024	Change 2017 to 2023	
	2017	2018	2019	2020	2021	2022	2023		Number	Percent
Registered households	450	450	400	250	450	450	408	463	-42	-9%
Infant Baptisms	250	141	161	95	103	45	133	128	-117	-47%
First Eucharists	58	70	60	50	40	80	112	126	54	93%
Confirmations	50	65	55	72	50	55	102	96	52	104%
Total Marriages	10	9	7	8	8	10	11	11	1	10%
Funeral	12	12	14	5	13	12	12	11	0	0%
Elementary Rel. Ed. Enrollment	160	90	100	175	-	-	-	126	-	-
High School Rel. Ed. Enrollment	35	15	0	25	-	-	-	66	-	-
Adult and RCIA	1	0	15	14	-	10	71	36	70	7000%
Avg. Weekend Mass Attendance	818	1,113	897	337	872	698	1,067	-	249	30%

St. John Vianney Parish, Wyoming

Parish Profile	Actuals							Est. 2024	Change 2017 to 2023	
	2017	2018	2019	2020	2021	2022	2023		Number	Percent
Registered households	1,215	1,135	1,059	1,018	1,040	992	936	795	-279	-23%
Infant Baptisms	14	12	15	9	13	11	13	8	-1	-7%
First Eucharists	31	29	16	21	26	28	23	26	-8	-26%
Confirmations	32	24	30	24	14	17	19	17	-13	-41%
Total Marriages	10	11	5	4	3	7	1	4	-9	-90%
Funeral	39	36	43	42	52	43	28	36	-11	-28%
Elementary Rel. Ed. Enrollment	35	27	27	24	10	15	10	12	-25	-71%
High School Rel. Ed. Enrollment	20	16	21	16	3	3	2	7	-18	-90%
Adult and RCIA	10	13	5	7	1	4	2	5	-8	-
Avg. Weekend Mass Attendance	113	1,097	985	367	630	621	713	-	600	531%

- The parish of St. Joseph the Worker in Wyoming will merge with St. John Vianney in Wyoming. The existing site will be closed, and the facilities will be sold.

Parish Recommendations

- The councils from both parishes should establish a regular dialogue about the merger and determine ways to bridge cultural differences between the parish communities and ensure a smooth transition for both parishes. The facilities and property at St. Joseph the Worker Parish have become inadequate for the size and needs of the community. The parcel of land is insufficient for expansion and parking is limited. Instead of seeking a new location for the parish, it would be more beneficial for St. Joseph the Worker to merge with St. John Vianney. This merger will not only boost membership but also create new opportunities for staffing, ministries, and resources.
- Both parishes should be commended for their support of Catholic education. The merger may provide new opportunities for enrollment at St. John Vianney School, and the parish should explore the potential benefits.

Cathedral of St. Andrew Parish, Grand Rapids

Parish Profile	Actuals							Est. Change 2017 to 2023	
	2017	2018	2019	2020	2021	2022	2023	2024	Number Percent
Registered households	752	725	691	805	856	909	879	762	127 17%
Infant Baptisms	103	59	98	79	52	86	42	48	-61 -59%
First Eucharists	53	54	51	0	104	59	97	67	44 83%
Confirmations	59	66	48	0	70	61	76	66	17 29%
Total Marriages	40	30	38	24	39	48	37	56	-3 -8%
Funeral	16	14	9	10	14	13	23	19	7 44%
Elementary Rel. Ed. Enrollment	76	77	74	96	39	90	112	91	36 47%
High School Rel. Ed. Enrollment	33	23	20	28	8	41	33	30	0 0%
Adult and RCIA	13	15	9	7	13	19	16	15	3 23%
Avg. Weekend Mass Attendance	1,619	1,462	1,371	550	1,008	1,157	1,585	-	-34 -2%

- The following parishes will remain stand-alone parishes.

- Cathedral of St. Andrew, Grand Rapids
- Holy Family, Caledonia
- Holy Name, Wyoming
- Holy Redeemer, Jenison
- Immaculate Heart of Mary, Grand Rapids
- Our Lady of La Vang, Wyoming
- St. Mary Magdalen, Kentwood
- St. Paul the Apostle, Grand Rapids
- St. Pius X, Grandville
- St. Robert of Newminster, Ada
- St. Sebastian, Byron Center

Parish Recommendations

- The Cathedral should be commended for the way it has been able to serve several cultural groups and build respect and understanding for one another's cultures. The parish should consider ways that their experience may be shared with other parishes in the Diocese, beginning with those in their own deanery.
- The Cathedral should study ways to address the long-term need for adequate ministry, meeting and social space. The parish has developed creative short-term solutions by using space at the Catholic Information Center and at Catholic Central High School.

Holy Family Parish, Caledonia

Parish Profile	Actuals							Est. 2024	Change 2017 to 2023	
	2017	2018	2019	2020	2021	2022	2023		Number	Percent
Registered households	992	1,023	1,059	1,088	1,085	1,101	1,086	1,117	94	9%
Infant Baptisms	20	23	22	18	26	17	28	6	8	40%
First Eucharists	39	34	43	30	30	34	27	21	-12	-31%
Confirmations	45	46	44	18	41	34	26	31	-19	-42%
Total Marriages	6	4	4	3	11	6	2	4	-4	-67%
Funeral	14	23	18	19	25	14	18	9	4	29%
Elementary Rel. Ed. Enrollment	301	211	280	280	222	221	159	169	-142	-47%
High School Rel. Ed. Enrollment	68	73	72	90	80	80	42	54	-26	-38%
Adult and RCIA	6	0	4	1	4	8	5	13	-1	-17%
Avg Weekend Mass Attendance	872	901	846	417	566	671	768	-	-104	-12%

Parish Recommendations

- Considering the population growth projections and the racial/ethnic trends for the area, Holy Family should study the feasibility of establishing an early childhood center, Catholic School, and Hispanic Ministry. The study should be conducted in conjunction with the Office for Schools and the Office for Hispanic Ministry.
- Holy Family should be commended for its collaboration on youth ministry and is encouraged to explore other areas of ministry for collaboration.

Holy Name of Jesus Parish, Wyoming

Parish Profile	Actuals							Est. 2024	Change 2017 to 2023	
	2017	2018	2019	2020	2021	2022	2023		Number	Percent
Registered households	801	796	527	404	798	885	800	933	-1	0%
Infant Baptisms	68	75	75	56	41	62	53	77	-15	-22%
First Eucharists	73	68	56	60	41	33	45	47	-28	-38%
Confirmations	44	46	47	70	97	31	42	33	-2	-5%
Total Marriages	13	8	7	9	3	9	6	13	-7	-54%
Funeral	6	23	13	15	13	10	10	15	4	67%
Elementary Rel. Ed. Enrollment	160	115	135	135	50	68	86	78	-74	-46%
High School Rel. Ed. Enrollment	35	48	20	14	21	25	28	16	-7	-20%
Adult and RCIA	2	3	21	0	25	7	16	10	14	700%
Avg. Weekend Mass Attendance	815	784	928	378	626	693	762	-	-53	-7%

Parish Recommendations

- The parish should continue to study its need for additional ministry space and develop a plan. In the interim, Holy Name may consider developing some ministries in collaboration with other parishes.
- The parish should be commended for its commitment to San Diego Academy and is encouraged to continue its support.
- The parish participation in the Crossroads collaboration is commendable and the parish should explore collaboration on additional ministries.

Holy Redeemer Parish, Jenison

Parish Profile	Actuals							Est. 2024	Change 2017 to 2023	
	2017	2018	2019	2020	2021	2022	2023		Number	Percent
Registered households	994	804	833	873	892	925	964	989	-30	-3%
Infant Baptisms	35	28	30	15	17	16	22	38	-13	-37%
First Eucharists	47	40	45	45	36	44	39	41	-8	-17%
Confirmations	51	28	47	0	55	27	38	22	-13	-25%
Total Marriages	10	6	10	4	3	4	3	2	-7	-70%
Funeral	18	23	17	16	18	23	15	17	-3	-17%
Elementary Rel. Ed. Enrollment	280	270	317	265	269	236	287	-	7	3%
High School Rel. Ed. Enrollment	0	63	44	40	0	17	13	-	13	-
Adult and RCIA	10	6	4	6	3	1	0	6	-10	-100%
Avg. Weekend Mass Attendance	970	962	981	456	733	1,021	941	-	-29	-3%

Parish Recommendations

- Holy Redeemer should study the potential to build a stronger youth ministry for high school-age students and develop a plan of action. While the number of elementary religious education students has remained stable, the high school enrollment has fluctuated and is low in relation to the elementary numbers.
- The parish should be commended for its ecumenical efforts and is encouraged to consider collaborating with neighboring parishes on some ministries.

Immaculate Heart of Mary Parish, Grand Rapids

Parish Profile	Actuals							Est. 2024	Change 2017 to 2023	
	2017	2018	2019	2020	2021	2022	2023		Number	Percent
Registered households	821	1,040	823	761	768	1,294	863	1,677	42	5%
Infant Baptisms	33	36	38	23	30	20	30	38	-3	-9%
First Eucharists	27	39	31	40	38	13	38	39	11	41%
Confirmations	44	27	30	36	35	35	39	38	-5	-11%
Total Marriages	13	8	9	7	9	3	12	15	-1	-8%
Funeral	6	21	17	28	25	18	23	21	17	283%
Elementary Rel. Ed. Enrollment	160	60	54	56	88	70	55	75	-105	-66%
High School Rel. Ed. Enrollment	35	30	30	24	16	12	20	20	-15	-43%
Adult and RCIA	8	6	7	-	4	12	4	12	-4	-50%
Avg. Weekend Mass Attendance	910	1,104	934	702	808	867	927	-	17	2%

Parish Recommendations

- Immaculate Heart of Mary should be lauded for its commitment to Immaculate Heart of Mary School and is encouraged to continue its support.
- The parish should study ways to increase participation in youth ministry and develop a strategy. Between elementary religious education, IHM School enrollments, and students attending Catholic High Schools, the number of participants appears to be much lower than expected. Participation in a parish high school youth ministry program is the third highest indicator of participation in the Catholic faith as an adult. The top two are: attendance at a Catholic university or college and attendance at a Catholic high school.

Our Lady of La-Vang Parish, Wyoming

Parish Profile	Actuals							Est. 2024	Change 2017 to 2023	
	2017	2018	2019	2020	2021	2022	2023		Number	Percent
Registered households	400	400	418	355	320	321	325	327	-75	-19%
Infant Baptisms	7	7	8	4	11	8	6	4	-1	-14%
First Eucharists	15	20	17	16	16	12	12	14	-3	-20%
Confirmations	32	25	26	28	21	8	9	8	-23	-72%
Total Marriages	5	6	7	3	0	2	3	4	-2	-40%
Funeral	4	4	3	4	2	0	0	6	-4	-100%
Elementary Rel. Ed. Enrollment	157	162	164	160	66	106	98	99	-59	-38%
High School Rel. Ed. Enrollment	64	66	63	37	6	13	17	16	-47	-73%
Adult and RCIA	0	0	3	2	1	3	1	5	1	-
Avg. Weekend Mass Attendance	676	664	628	414	525	481	490	-	-186	-28%

Parish Recommendations

- Our Lady of La Vang should reach out to other parishes in the area that have Vietnamese members to invite them to participate in the holiday/holy day events and cultural education at the parish.
- The parish should study religious education enrollments and develop a plan of action. Both elementary and high school enrollments have decreased as well as the number of Confirmations.

St. Mary Magdalen Parish, Kentwood

Parish Profile	Actuals							Est. 2024	Change 2017 to 2023	
	2017	2018	2019	2020	2021	2022	2023		Number	Percent
Registered households	1,145	1,166	1,191	1,103	1,051	1,036	1,019	1,003	-126	-11%
Infant Baptisms	46	25	36	20	28	36	31	28	-15	-33%
First Eucharists	23	35	-	20	14	13	20	14	-3	-13%
Confirmations	23	30	-	25	19	13	18	18	-5	-22%
Total Marriages	15	15	17	13	14	12	14	14	-1	-7%
Funeral	35	33	37	28	39	12	25	16	-10	-29%
Elementary Rel. Ed. Enrollment	157	157	129	132	84	83	83	82	-74	-47%
High School Rel. Ed. Enrollment	27	28	12	22	8	13	16	11	-11	-41%
Adult and RCIA	13	6	8	9	16	4	3	6	-10	-77%
Avg. Weekend Mass Attendance	1,247	1,481	1,118	561	872	890	1,026	950	-221	-18%

Parish Recommendations

- St. Mary Magdalen should explore opportunities to collaborate with Our Lady of La Vang Parish regarding ministry to the Vietnamese community.
- The parish should study facility needs, for example, a larger hall, meeting and ministry space, and develop a plan.

St. Paul the Apostle Parish, Grand Rapids

Parish Profile	Actuals							Est. 2024	Change 2017 to 2023	
	2017	2018	2019	2020	2021	2022	2023		Number	Percent
Registered households	1,232	1,035	1,336	951	1,017	1,105	1,108	912	-124	-10%
Infant Baptisms	65	59	49	21	29	38	41	46	-24	-37%
First Eucharists	63	38	-	42	43	51	50	54	-13	-21%
Confirmations	48	24	-	12	23	49	29	39	-19	-40%
Total Marriages	11	7	5	3	2	6	10	3	-1	-9%
Funeral	41	34	23	18	19	22	28	22	-13	-32%
Elementary Rel. Ed. Enrollment	75	127	123	131	83	140	108	142	33	44%
High School Rel. Ed. Enrollment	50	15	12	38	6	7	0	0	-50	-100%
Adult and RCIA	7	5	5	12	5	7	5	10	-2	-29%
Avg. Weekend Mass Attendance	1,018	885	760	448	710	717	676	-	-342	-34%

**in 2019 the descision was made to move confirmation to the winter. These are vigil people.*

Parish Recommendations

- St. Paul the Apostle should continue to draw from “Divine Renovation” to unify and energize the parish.
- The parish should study the reasons for low participation in youth ministry given the size of the school and religious education program enrollments and develop a plan of action. Participation in a parish youth ministry program is the third highest indicator of adult participation in the Catholic faith. The other two are: attendance at a Catholic university or college and attendance at a Catholic high school.
- St. Paul should be commended for its dedication to St. Paul the Apostle School and encouraged to continue its strong support. Enrollment has increased by 60% over the past five years.

St. Pius X Parish, Grandville

Parish Profile	Actuals							Est. 2024	Change 2017 to 2023	
	2017	2018	2019	2020	2021	2022	2023		Number	Percent
Registered households	1,013	990	970	900	894	906	844	885	-169	-17%
Infant Baptisms	30	37	31	21	27	35	32	33	2	7%
First Eucharists	42	43	50	32	29	29	27	15	-15	-36%
Confirmations	45	43	57	30	38	20	27	22	-18	-40%
Total Marriages	11	5	8	5	6	4	6	7	-5	-45%
Funeral	33	34	24	26	24	27	31	29	-2	-6%
Elementary Rel. Ed. Enrollment	403	271	278	245	201	167	187	172	-216	-54%
High School Rel. Ed. Enrollment	60	37	52	62	69	78	62	34	2	3%
Adult and RCIA	9	9	6	4	5	7	7	5	-2	-22%
Avg. Weekend Mass Attendance	969	918	896	401	711	776	870	864	-99	-10%

Parish Recommendations

- St. Pius X should be recognized for the longevity of the Crossroads collaboration and encouraged to explore new ministry possibilities for collaboration, such as young adult ministry.
- The parish should study the need to increase participation in youth ministry and develop a strategy. 50% of all Catholics who do not continue to practice the faith do so between the ages of 0 and 18.

St. Robert of Newminster Parish, Ada

Parish Profile	Actuals							Est. 2024	Change 2017 to 2023	
	2017	2018	2019	2020	2021	2022	2023		Number	Percent
Registered households	2,709	2,805	2,749	2,863	-	1,972	2,826	-	117	4%
Infant Baptisms	63	64	91	51	-	46	70	-	7	11%
First Eucharists	93	90	-	38	-	96	100	-	7	8%
Confirmations	129	112	-	113	-	51	74	-	-55	-43%
Total Marriages	16	17	17	9	-	19	18	-	2	13%
Funeral	27	15	33	44	-	35	36	-	9	33%
Elementary Rel. Ed. Enrollment	635	649	565	535	-	422	461	-	-174	-27%
High School Rel. Ed. Enrollment	50	58	61	50	-	50	50	-	0	0%
Adult and RCIA	12	5	8	10	-	2	5	-	-7	-58%
Avg. Weekend Mass Attendance	1,008	1,071	1,062	378	786	930	1,313	-	305	30%

Parish Recommendations

- St. Robert of Newminster should continue to use the insights from “Amazing Parish” to guide their parish leadership and shape parish ministries.
- The parish should be commended for its newly established early childhood program and Catholic school and encouraged to continue their support.
- With newly added facilities, the parish should explore opportunities to initiate or expand ministries and consider the potential to collaborate with neighboring parishes.

St. Sebastian Parish, Byron Center

Parish Profile	Actuals							Est. 2024	Change 2017 to 2023	
	2017	2018	2019	2020	2021	2022	2023		Number	Percent
Registered households	813	880	904	919	923	897	929	960	116	14%
Infant Baptisms	34	49	45	40	30	33	40	50	6	18%
First Eucharists	40	31	43	47	31	50	37	48	-3	-8%
Confirmations	32	37	39	39	76	25	41	39	9	28%
Total Marriages	22	9	9	8	13	13	10	22	-12	-55%
Funeral	9	11	22	16	21	25	20	8	11	122%
Elementary Rel. Ed. Enrollment	10	279	312	315	160	242	232	257	222	2220%
High School Rel. Ed. Enrollment	275	57	54	40	10	31	41	47	-234	-85%
Adult and RCIA	54	11	10	2	3	3	1	13	-53	-98%
Avg. Weekend Mass Attendance	1,008	1,071	1,062	378	786	930	932	932	-76	-8%

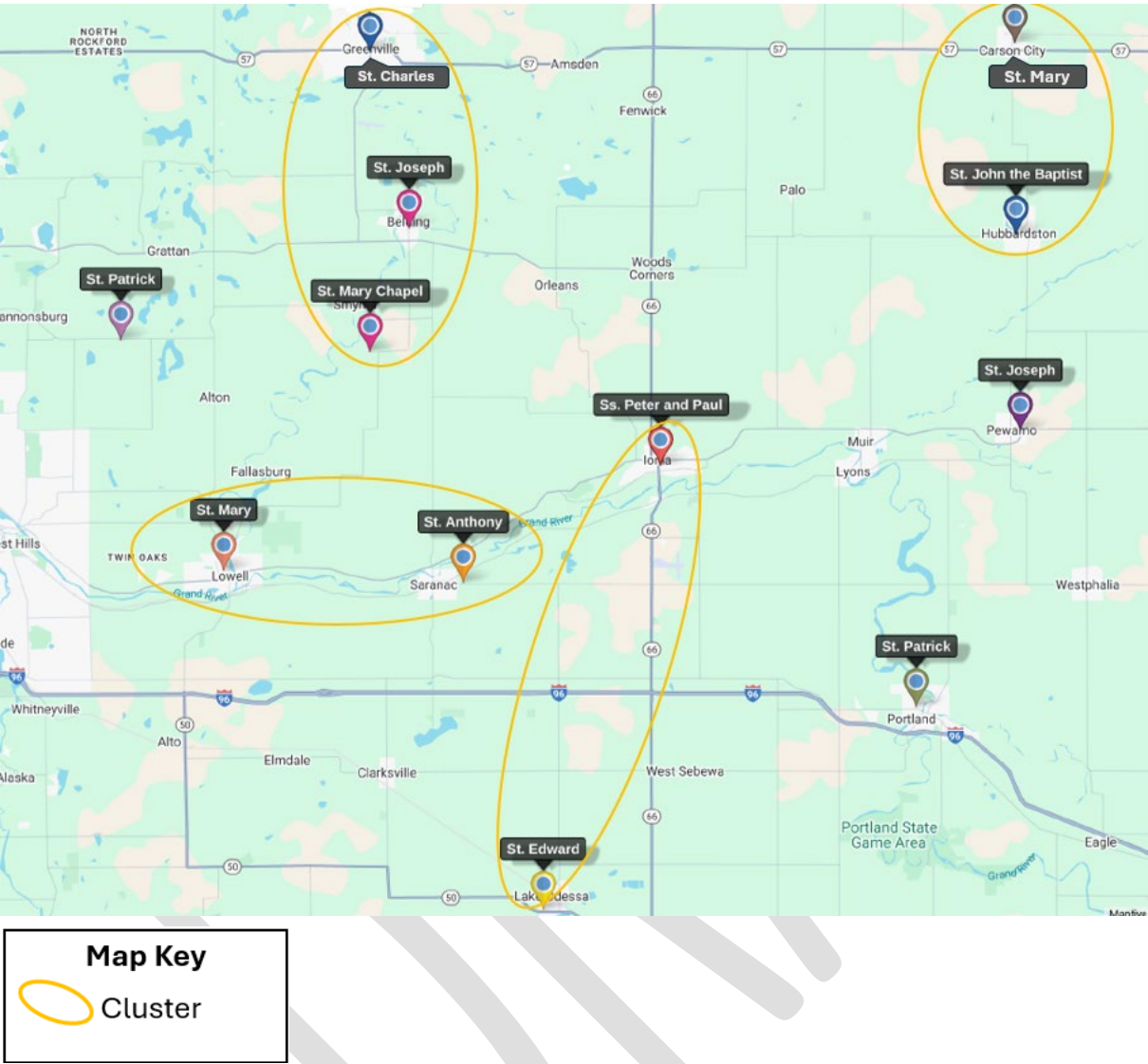
Parish Recommendations

- St. Sebastian should be commended for its history of participation in the Crossroads collaboration and encouraged to explore additional areas for collaboration.
- With the amount of population growth projected in the area, the parish should continue its study of the potential for early childhood programs and the possibility of a Catholic school.

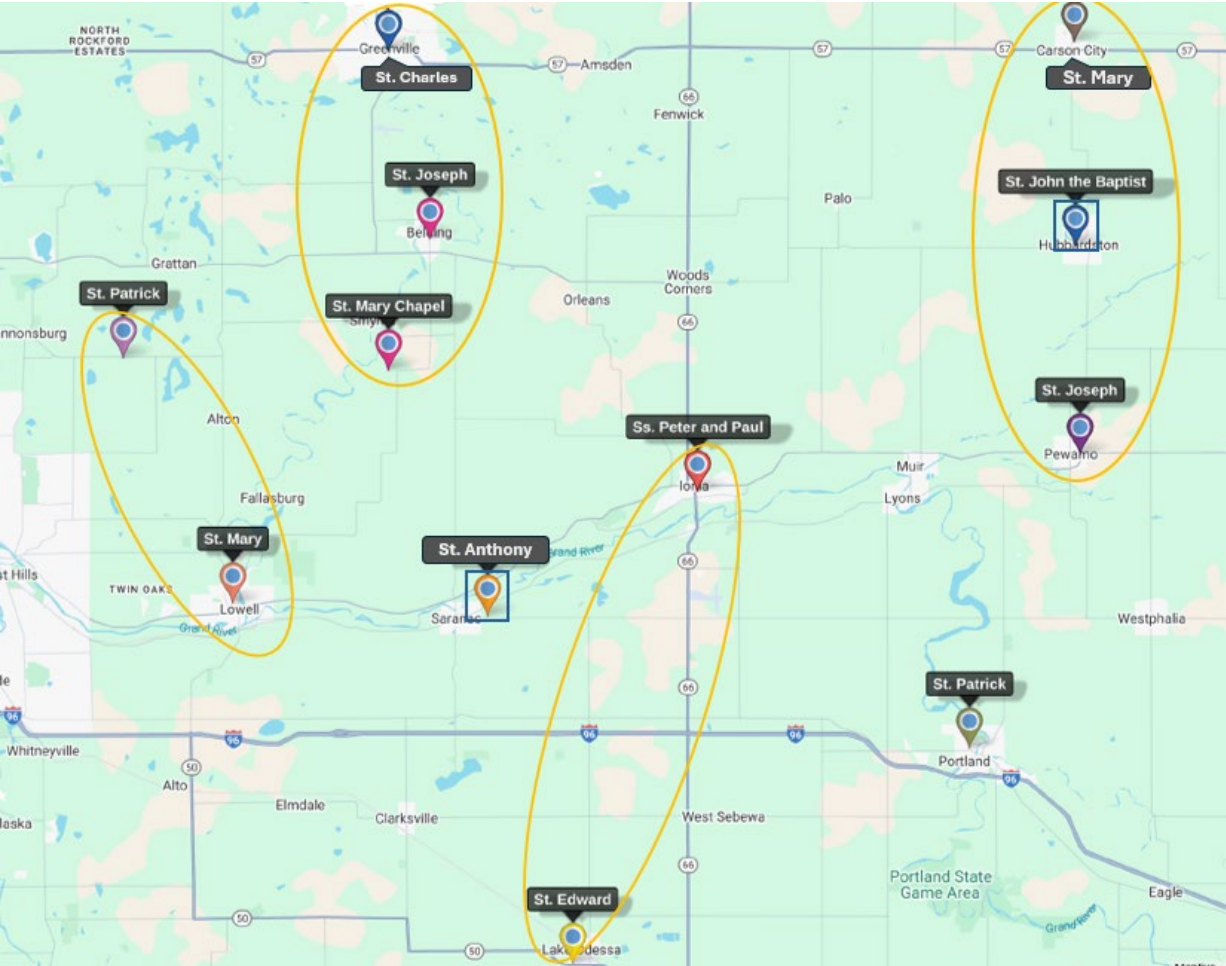
VII. EAST DEANERY

Deanery Maps


Map of Parishes in East Deanery




Proposed Future Map of Parishes in East Deanery



Map Key



Cluster



Merge

Summary of Proposed Recommendations for East Deanery Parishes

1. The parish of St. John the Baptist in Hubbardston will merge with St. Mary in Carson City. St. John the Baptist will continue to be used as a worship site. St. Mary-St. John the Baptist and St. Joseph in Pewamo will form a cluster. The pastor of St. Joseph in Pewamo will serve as the pastor.
2. The parishes of St. Charles in Greenville and St. Joseph-St. Mary (with worship sites at St. Joseph in Belding and St. Mary in Miriam) will continue as a cluster, with the parishes sharing a pastor.
3. The parish of St. Anthony in Saranac will merge with St. Mary in Lowell. St. Anthony will close, and the parish facilities will be sold.
4. The parishes of St. Mary in Lowell and St. Patrick, Parnell will form a cluster, with the parishes sharing a pastor.
5. The parishes of Ss. Peter and Paul in Ionia and St. Edward in Lake Odessa will continue as a cluster, with the parishes sharing a pastor.
6. The following parish will remain a stand-alone parish:
 - St. Patrick, Portland

Impact of the Proposed Recommendations for East Deanery Parish

- a. The deanery priest allocation will be reduced by one.

Recommendations for East Deanery Parishes

St. Mary, Carson City

Parish Profile	Actuals							Est.	Change 2017 to 2023	
	2017	2018	2019	2020	2021	2022	2023	2024	Number	Percent
Registered households	239	235	235	241	245	215	210	230	-29	-12%
Infant Baptisms	6	3	8	3	6	5	4	9	-2	-33%
First Eucharists	3	1	5	2	7	1	3	3	0	0%
Confirmations	4	9	0	8	12	7	0	2	-4	-100%
Total Marriages	1	3	0	0	2	3	1	2	0	0%
Funeral	9	9	12	5	7	11	13	8	4	44%
Elementary Rel. Ed. Enrollment	40	33	41	35	42	37	20	30	-20	-50%
High School Rel. Ed. Enrollment	14	14	14	29	14	12	16	14	2	14%
Adult and RCIA	1	0	1	1	1	0	0	1	-1	-100%
Avg. Weekend Mass Attendance	294	274	302	70	155	215	263	277	-31	-11%

St. John the Baptist Parish, Hubbardston

Parish Profile	Actuals							Est. 2024	Change 2017 to 2023	
	2017	2018	2019	2020	2021	2022	2023		Number	Percent
Registered households	161	151	153	160	155	146	144	165	-17	-11%
Infant Baptisms	4	4	1	3	3	7	3	3	-1	-25%
First Eucharists	3	0	4	0	1	2	3	1	0	0%
Confirmations	6	9	0	4	0	1	0	2	-6	-100%
Total Marriages	1	3	3	1	4	0	1	1	0	0%
Funeral	10	5	9	10	10	11	9	7	-1	-10%
Elementary Rel. Ed. Enrollment	11	16	16	12	15	10	8	14	-3	-27%
High School Rel. Ed. Enrollment	14	13	14	11	11	8	11	4	-3	-21%
Adult and RCIA	0	0	1	0	0	0	0	0	0	-
Avg. Weekend Mass Attendance	137	135	186	45	95	128	121	151	-16	-12%

St. Joseph, Pewamo

Parish Profile	Actuals							Est. 2024	Change 2017 to 2023	
	2017	2018	2019	2020	2021	2022	2023		Number	Percent
Registered households	280	280	352	347	347	380	325	327	45	16%
Infant Baptisms	14	14	24	24	21	14	16	9	2	14%
First Eucharists	17	19	18	12	14	17	17	15	0	0%
Confirmations	22	22	11	14	33	15	15	25	-7	-32%
Total Marriages	10	1	7	5	8	8	12	4	2	20%
Funeral	7	7	9	12	13	10	7	5	0	0%
Elementary Rel. Ed. Enrollment	51	54	49	45	38	44	23	33	-28	-55%
High School Rel. Ed. Enrollment	63	69	64	59	47	37	21	40	-42	-67%
Adult and RCIA	1	2	2	2	1	0	0	1	-1	-100%
Avg. Weekend Mass Attendance	620	613	630	361	498	594	591	626	-29	-5%

- The parish of St. John the Baptist in Hubbardston will merge with St. Mary in Carson City. St. John the Baptist will continue to be used as a worship site. St. Mary-St. John the Baptist and St. Joseph in Pewamo will form a cluster. The pastor of St. Joseph in Pewamo will serve as the pastor.

Parish Recommendations

- St. John the Baptist and St. Mary have a history of working together and currently have a joint pastoral council. They should review their collaboration to see if there are areas for more efficient integration or improved ministry. The most apparent change will be establishing a single finance council.
- St. Joseph parish is to be commended for its commitment to St. Joseph School and should continue its efforts to strengthen the school and increase enrollment.
- Parishioners should continue their support for and participation in the life of the parish.

St. Charles Parish, Greenville

Parish Profile	Actuals							Est. 2024	Change 2017 to 2023	
	2017	2018	2019	2020	2021	2022	2023		Number	Percent
Registered households	597	596	480	471	462	471	474	483	-123	-21%
Infant Baptisms	12	15	13	12	3	7	9	9	-3	-25%
First Eucharists	7	11	19	19	11	10	27	15	20	286%
Confirmations	2	34	6	0	11	4	22	0	20	1000%
Total Marriages	5	7	2	3	4	6	4	4	-1	-20%
Funeral	11	9	17	12	15	11	20	10	9	82%
Elementary Rel. Ed. Enrollment	32	33	38	30	27	32	50	46	18	56%
High School Rel. Ed. Enrollment	23	23	22	13	0	7	10	15	-13	-57%
Adult and RCIA	1	2	2	3	0	0	7	3	6	600%
Avg. Weekend Mass Attendance	478	422	446	180	245	306	292	324	-186	-39%

St. Joseph-St. Mary, Belding

Parish Profile	Actuals							Est. 2024	Change 2017 to 2023	
	2017	2018	2019	2020	2021	2022	2023		Number	Percent
Registered households	270	294	287	249	244	238	238	245	-32	-12%
Infant Baptisms	9	9	2	7	5	4	3	3	-6	-67%
First Eucharists	0	0	2	3	3	4	2	7	2	
Confirmations	7	1	3	4	6	3	4	1	-3	-43%
Total Marriages	1	3	4	0	2	2	2	1	1	100%
Funeral	13	12	22	10	16	7	17	10	4	31%
Elementary Rel. Ed. Enrollment*	53	37	38	41	29	11	2	-	-51	-96%
High School Rel. Ed. Enrollment**	21	18	18	5	5	5	2	-	-19	-90%
Adult and RCIA	19	1	1	0	0	1	0	-	-19	-100%
Avg. Weekend Mass Attendance										
St Joseph worship site	169	145	113	83	89	72	94	100	-75	-44%
St Mary worship site	101	114	124	70	104	127	95	134	-6	-6%

Notes: *Rel. Ed. and OCIA, **Shared with St. Charles

- The parishes of St. Charles in Greenville and St. Joseph-St. Mary (with worship sites at St. Joseph in Belding and St. Mary in Miriam) will continue as a cluster, with the parishes sharing a pastor.

Parish Recommendations

- St. Charles parish is to be commended for its commitment to St. Charles School and should continue its efforts to strengthen the school and increase enrollment.
- The ~~three~~ parishes should continue to grow their efforts to serve those in need in their communities. The “Walking with Moms in Need” ministry at St. Charles shows particular promise.
- The ~~three~~ parishes should work to expand adult faith formation offerings, perhaps collaborating with other parishes to offer programs on a regional basis.
- St. Joseph ~~parish~~ should engage in a study process to investigate additional opportunities to serve the community and to determine best uses of its facilities. While the parish membership is small, the facilities are in good condition and could be used for many purposes.

St. Anthony Parish, Saranac

Parish Profile	Actuals							Est. 2024	Change 2017 to 2023	
	2017	2018	2019	2020	2021	2022	2023		Number	Percent
Registered households	105	125	88	95	87	83	82	87	-23	-22%
Infant Baptisms	4	2	3	3	1	2	1	4	-3	-75%
First Eucharists	1	4	1	1	3	3	2	0	1	100%
Confirmations	0	4	4	4	0	9	0	5	0	-
Total Marriages	2	0	0	1	0	1	0	0	-2	-100%
Funeral	4	2	0	3	0	3	3	7	-1	-25%
Elementary Rel. Ed. Enrollment	22	25	23	26	26	28	15	9	-7	-32%
High School Rel. Ed. Enrollment	10	0	3	0	0	0	6	13	-4	-40%
Adult and RCIA	0	1	0	0	0	1	0	0	0	-
Avg. Weekend Mass Attendance	116	145	124	66	86	101	85	96	-31	-27%

St. Mary, Lowell

Parish Profile	Actuals							Est. 2024	Change 2017 to 2023	
	2017	2018	2019	2020	2021	2022	2023		Number	Percent
Registered households	200	220	175	157	164	169	187	168	-13	-7%
Infant Baptisms	8	7	0	9	7	6	5	6	-3	-38%
First Eucharists	15	15	-	10	5	8	9	5	-6	-40%
Confirmations	2	0	-	3	12	8	7	6	5	250%
Total Marriages	0	3	1	0	1	0	0	1	0	0%
Funeral	15	15	9	11	9	9	6	7	-9	-60%
Elementary Rel. Ed. Enrollment	65	69	70	78	-	48	65	55	0	0%
High School Rel. Ed. Enrollment	0	7	6	8	-	13	18	15	18	-
Adult and RCIA	2	2	4	3	1	2	2	20	0	0%
Avg. Weekend Mass Attendance	323	279	288	204	186	280	253	229	-70	-22%

St. Patrick, Parnell

Parish Profile	Actuals							Est. 2024	Change 2017 to 2023	
	2017	2018	2019	2020	2021	2022	2023		Number	Percent
Registered households	896	914	917	933	880	953	961	956	65	7%
Infant Baptisms	36	62	40	31	25	36	35	30	-1	-3%
First Eucharists	51	43	45	37	34	39	30	32	-21	-41%
Confirmations	45	46	39	39	68	39	24	20	-21	-47%
Total Marriages	10	20	13	15	16	9	15	8	5	50%
Funeral	22	15	22	14	25	36	26	36	4	18%
Elementary Rel. Ed. Enrollment	175	177	172	149	76	50	104	64	-71	-41%
High School Rel. Ed. Enrollment	30	25	8	9	20	14	15	0	-15	-50%
Adult and RCIA	4	6	9	4	6	3	8	4	4	100%
Avg. Weekend Mass Attendance	992	932	792	340	576	658	708	794	-284	-29%

- The parish of St. Anthony in Saranac will merge with St. Mary in Lowell. St. Anthony will close, and the parish facilities will be sold.
- The parishes of St. Mary in Lowell and St. Patrick Parnell will form a cluster, with the parishes sharing a pastor.

Parish Recommendations

- St. Anthony Parish, in conjunction with St. Mary in Lowell, should plan liturgical and social celebrations to highlight the history of the parish, comfort those who will feel a sense of loss, and transition people into their new community.

- b. St. Patrick Parish and St. Mary Parish should change their Mass schedules so that there is one weekend Mass at St. Mary and two weekend Masses at St. Patrick.
- c. St. Patrick parish is to be commended for its commitment to St. Patrick School and should continue its support of the school.
- d. St. Patrick Parish should continue the implementation of a family faith formation program with efforts to grow participation and parent buy-in.

Ss. Peter and Paul, Ionia

Parish Profile	Actuals							Est. 2024	Change 2017 to 2023	
	2017	2018	2019	2020	2021	2022	2023		Number	Percent
Registered households	1,031	993	978	974	921	865	867	910	-164	-16%
Infant Baptisms	21	14	29	29	12	11	12	17	-9	-43%
First Eucharists	67	28	40	19	21	27	16	23	-51	-76%
Confirmations	20	27	41	21	22	18	8	16	-12	-60%
Total Marriages	3	2	4	5	4	3	6	2	3	100%
Funeral	21	17	21	21	18	14	23	18	2	10%
Elementary Rel. Ed. Enrollment	60	49	77	51	40	20	15	40	-45	-75%
High School Rel. Ed. Enrollment	8	17	14	21	10	10	5	8	-3	-38%
Adult and RCIA	1	5	1	4	2	1	4	1	3	300%
Avg. Weekend Mass Attendance	525	530	540	341	384	427	442	464	-83	-16%

St. Edward Parish, Lake Odessa

Parish Profile	Actuals							Est. 2024	Change 2017 to 2023	
	2017	2018	2019	2020	2021	2022	2023		Number	Percent
Registered households	143	145	153	150	148	144	154	155	11	8%
Infant Baptisms	4	16	14	7	2	1	3	0	-1	-25%
First Eucharists	1	5	5	4	9	5	8	4	7	700%
Confirmations	3	0	2	0	0	0	1	7	-2	-67%
Total Marriages	1	2	2	2	0	0	0	0	-1	-100%
Funeral	6	4	7	6	3	6	4	2	-2	-33%
Elementary Rel. Ed. Enrollment	32	26	31	49	37	35	38	42	6	19%
High School Rel. Ed. Enrollment	8	3	3	4	3	4	6	6	-2	-25%
Adult and RCIA	4	0	2	4	1	1	1	1	-3	-75%
Avg. Weekend Mass Attendance	184	196	186	89	141	148	144	137	-40	-22%

- The parishes of Ss. Peter and Paul in Ionia and St. Edward in Lake Odessa will continue as a cluster, with the parishes sharing a pastor

Parish Recommendations

- a. Ss. Peter and Paul parish is to be commended for its commitment to Ss. Peter and Paul School, and should continue its efforts to strengthen the school and increase enrollment. The school is currently operating at about 50% of capacity, and should engage in a study to identify the best paths to strengthen the school and parish financially.
- b. Ss. Peter and Paul parish should revise its Mass schedule and reduce the number of Masses offered each weekend by one.
- c. Both parishes should work to expand adult faith formation offerings, perhaps collaborating with other parishes to offer programs on a regional basis.

St. Patrick, Portland

Parish Profile	Actuals							Est. 2024	Change 2017 to 2023	
	2017	2018	2019	2020	2021	2022	2023		Number	Percent
Registered households	1,515	1,521	1,507	1,197	1,203	1,215	1,202	1,250	-313	-21%
Infant Baptisms	36	31	20	25	48	38	25	42	-11	-31%
First Eucharists	49	36	39	45	48	28	29	37	-20	-41%
Confirmations	49	54	42	48	89	46	28	36	-21	-43%
Total Marriages	6	13	20	19	20	12	15	12	9	150%
Funeral	32	31	28	34	29	25	27	18	-5	-16%
Elementary Rel. Ed. Enrollment	206	190	250	219	154	187	101	10	-105	-51%
High School Rel. Ed. Enrollment	15	30	93	94	0	0	0	0	-15	-100%
Adult and RCIA	0	0	2	5	11	4	5	9	5	-
Avg Weekend Mass Attendance	1,173	1,312	1,153	478	884	933	1,041	1,105	-132	-11%

- The following parish will remain a stand-alone parish:

- St. Patrick, Portland

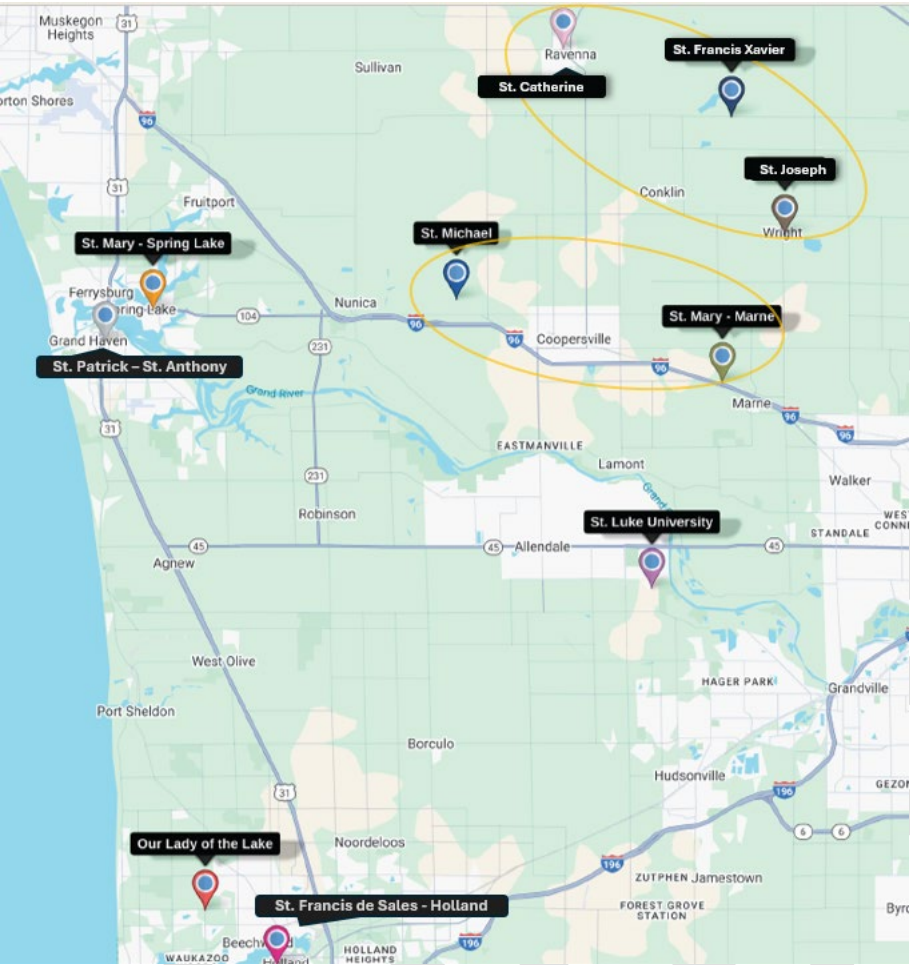
Parish Recommendations

- St. Patrick Parish is to be commended for its commitment to St. Patrick School and should continue its support of the school.
- St. Patrick Church and School should continue its separate strategic planning process to determine goals and priorities for the future.


VIII. WEST DEANERY

Deanery Maps

Map of Parishes in West Deanery (Outside Muskegon)

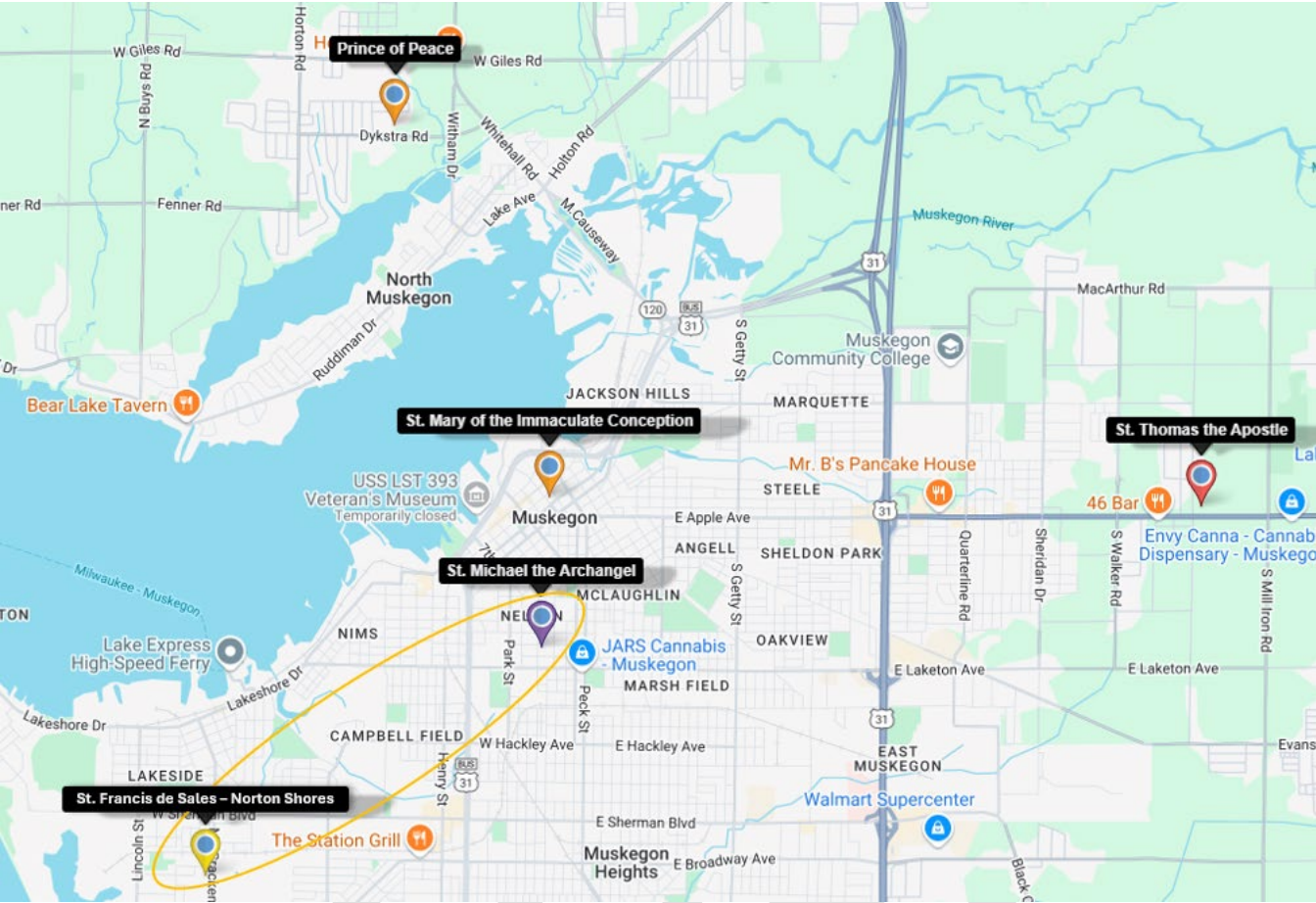


Map Key




Cluster

Close-up Map of Parishes in West Deanery (Near Muskegon)

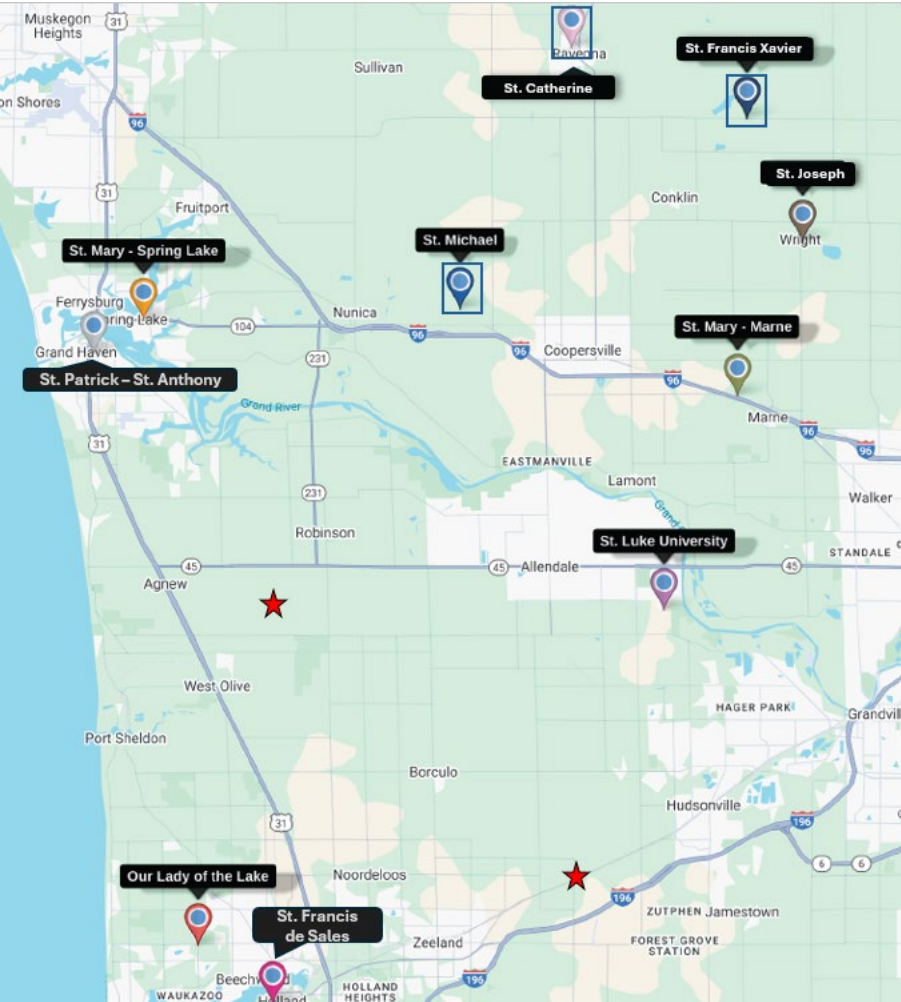


Map Key



Cluster

Proposed Future Map of Parishes in West Deanery (Outside Muskegon)

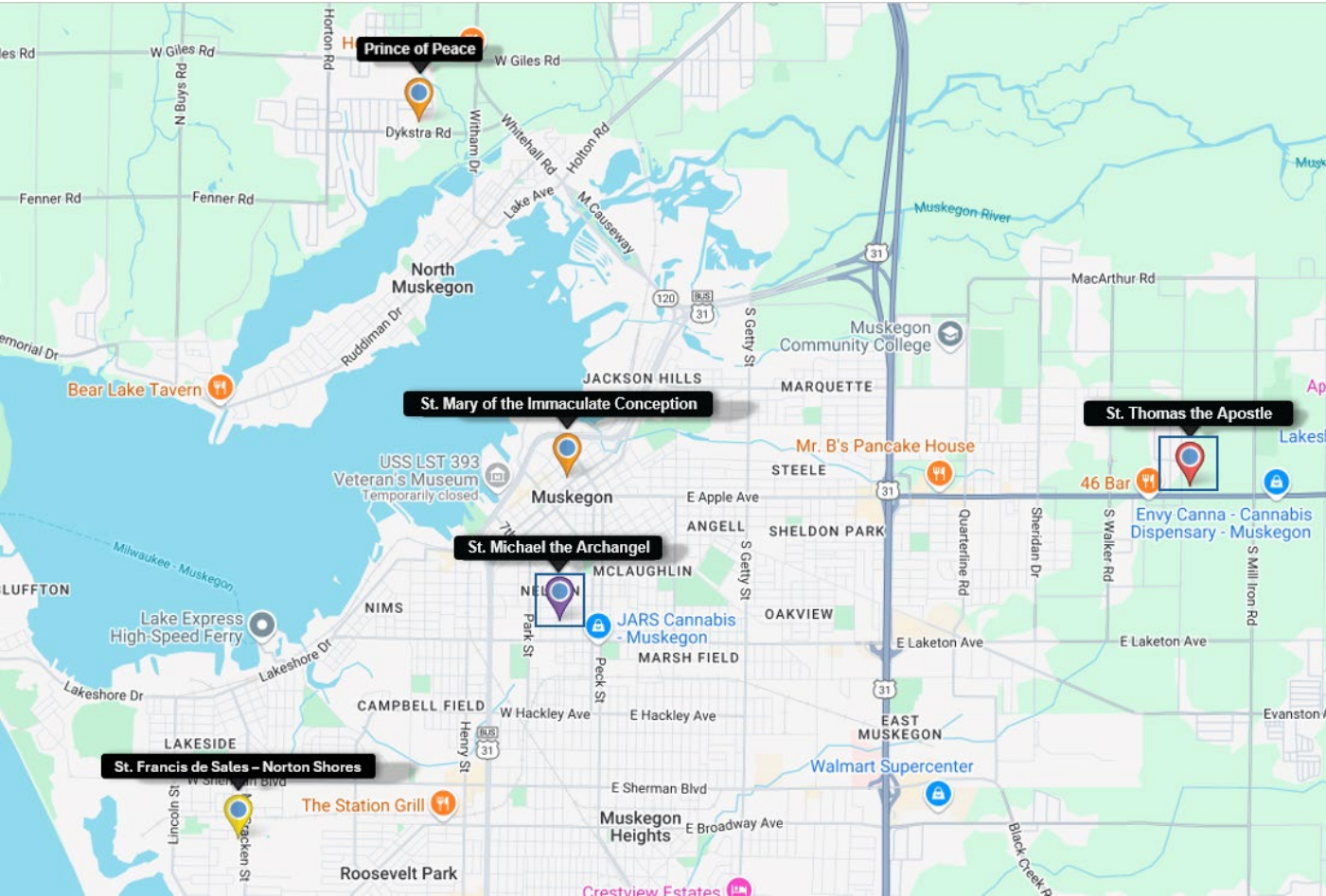


Map Key


Merge

New Parish/Location

Proposed Future Map of Parishes in West Deanery (Near Muskegon)



Map Key

 Merge

Summary of Proposed Recommendations for West Deanery Parishes

1. The parish of St. Michael the Archangel in Muskegon will merge with the parish of St. Mary of the Immaculate Conception in Muskegon. St. Michael the Archangel Church will continue as a worship site and any facilities not used for ministry purposes will be sold.
2. The parish of St. Thomas the Apostle in Muskegon will merge with the parish of St. Mary of the Immaculate Conception in Muskegon. St. Thomas will close, and the parish facilities will be sold.
3. The parishes of St. Catherine in Ravenna and St. Francis Xavier in Conklin will merge with St. Joseph in Wright. St. Joseph Parish will develop a plan for the ongoing use or the disposition of any buildings.
4. The parish of St. Michael in Coopersville will merge with St. Mary in Marne. The parish will close, and a plan will be developed for the disposition of the buildings.
5. A new parish site will be selected in the area between Zeeland and Hudsonville on land to be purchased.
6. A new parish will be established between Robinson and West Olive on land already owned by the Diocese.
7. The following parishes will remain stand-alone parishes:
 - Our Lady of the Lake, Holland
 - St. Francis De Sales, Holland
 - St. Francis De Sales, Norton Shores
 - St. Luke University, Allendale
 - St. Mary, Spring Lake
 - St. Mary of the Immaculate Conception, Muskegon
 - St. Patrick-St. Anthony, Grand Haven
8. All the parishes in the West Deanery should consider collaborating with other parishes on existing and/or new ministries. Such collaboration can share costs and usually results in greater participation and ministry effectiveness. Collaboration is recommended for two to three parishes. Parishes with the same civic identity should consider the advantages of working together on certain ministries.

Impact of the Recommendations for West Deanery Parishes

- a. In the immediate future, the deanery priest allocation can be reduced by one priest.
- b. With the eventual establishment of two new parishes and depending on their growth, at least one additional priest will be needed in the deanery. If the parishes are clustered and in the long-term, two priests will be needed.
- c. Smaller parish memberships have been combined so that all parishes in the deanery are of comparable size.
- d. The number of parish facilities in the deanery can be reduced.
- e. Collaborating parishes will be able to steward their resources by focusing on shared ministries.

Recommendations for West Deanery Parishes

St. Michael the Archangel, Muskegon

Parish Profile	Actuals							Est. 2024	Change 2017 to 2023	
	2017	2018	2019	2020	2021	2022	2023		Number	Percent
Registered households	264	245	250	240	232	243	246	248	-18	-7%
Infant Baptisms	6	6	7	5	0	1	1	2	-5	-83%
First Eucharists	7	3	0	0	2	2	0	2	-7	-100%
Confirmations	3	3	0	2	5	0	3	0	0	0%
Total Marriages	13	2	3	1	2	2	1	1	-12	-92%
Funeral	24	19	22	10	15	25	15	15	-9	-38%
Elementary Rel. Ed. Enrollment	0	3	0	0	0	0	0	0	0	-
High School Rel. Ed. Enrollment	0	5	0	0	0	0	0	0	0	-
Adult and RCIA	0	0	0	0	0	0	0	0	0	-
Avg. Weekend Mass Attendance	298	283	260	111	201	225	281	240	-17	-6%

St. Mary of the Immaculate Conception, Muskegon

Our Lady of Grace, Muskegon parish was merged in 2019.

Parish Profile	Actuals							Est. 2024	Change 2017 to 2023	
	2017	2018	2019	2020	2021	2022	2023		Number	Percent
Registered households	524	791	796	781	783	813	1,036		512	98%
Infant Baptisms	23	19	31	18	9	10	26	16	3	13%
First Eucharists	37	22	34	39	18	58	31	43	-6	-16%
Confirmations	26	30	*5	21	18	42	37	31	11	42%
Total Marriages	11	4	4	4	6	5	25	7	14	127%
Funeral	22	21	28	17	19	32	42	13	20	91%
Elementary Rel. Ed. Enrollment	90	118	124	107	22	125	94	54	4	4%
High School Rel. Ed. Enrollment	14	10	0	0	0	18	15	29	1	7%
Adult and RCIA	12	8	5	3	5	5	10	4	-2	-17%
Avg. Weekend Mass Attendance	643	631	591	417	581	620	816	829	173	27%

*in 2019 the decision was made to move confirmation to the winter. These are vigil people.

- The parish of St. Michael the Archangel in Muskegon will merge with the parish of St. Mary of the Immaculate Conception in Muskegon. St. Michael the Archangel church will continue to be used as a worship site and any facilities not used for ministry purposes will be sold.

Parish Recommendations

- The parish should conduct a study to determine which facilities at St. Michael the Archangel will be used for ministry purposes. The buildings which are not used for ministry should be sold.
- St. Mary, along with the other parishes in the Muskegon area, should continue to monitor population growth to the North and East of the City of Muskegon. There has been conversation about whether a need exists for a parish on the eastern side of Muskegon. Given that parishes in that general area have struggled and been merged, the full support of the other parishes in Muskegon will be necessary to justify the relocation of a parish or the establishment of a new parish in that area in the future.
- The parish should be commended for its support of Muskegon Catholic Central and is encouraged to continue the commitment to Catholic education.
- The parish should develop a strategy for welcoming the parishioners from parishes which will be merged into St. Mary and to engage them in the life of the community.

St. Thomas the Apostle, Muskegon Township

Sacred Heart of Jesus, Muskegon Heights parish was merged in 2023.

Parish Profile	Actuals							Est. 2024	Change 2017 to 2023	
	2017	2018	2019	2020	2021	2022	2023		Number	Percent
Registered households	357	293	359	315	310	252	229	254	-128	-36%
Infant Baptisms	9	8	5	3	0	3	2	1	-7	-78%
First Eucharists	5	12	3	8	1	1	4	0	-1	-20%
Confirmations	9	5	7	8	2	7	5	0	-4	-44%
Total Marriages	3	1	0	2	0	2	0	0	-3	-100%
Funeral	15	14	11	10	18	10	9	7	-6	-40%
Elementary Rel. Ed. Enrollment	21	16	21	12	14	9	9	0	-12	-57%
High School Rel. Ed. Enrollment	0	4	0	0	0	0	0	0	0	-
Adult and RCIA	4	0	1	3	0	1	2	0	-2	-50%
Avg. Weekend Mass Attendance	385	309	327	130	104	126	279	-	-106	-28%

- The parish of St. Thomas the Apostle in Muskegon will merge with the parish of St. Mary of the Immaculate Conception in Muskegon. St. Thomas will close, and the parish facilities will be sold.

Parish Recommendations

- The parish should prepare parishioners for a transition to a new parish and develop a strategy to ensure that they are able to register at a different parish.
- The parish, in conjunction with St. Mary of the Immaculate Conception, should plan liturgical and social celebrations to highlight the history of the parish, comfort those who will feel a sense of loss, and transition people into their new communities.

St. Catherine, Ravenna

Parish Profile	Actuals							Est. 2024	Change 2017 to 2023	
	2017	2018	2019	2020	2021	2022	2023		Number	Percent
Registered households	252	256	213	247	207	155	210	220	-42	-17%
Infant Baptisms	13	4	3	5	5	5	9	6	-4	-31%
First Eucharists	13	15	-	0	5	5	5	7	-8	-62%
Confirmations	8	9	-	7	6	6	7	8	-1	-13%
Total Marriages	2	2	1	0	1	2	0	3	-2	-100%
Funeral	3	3	4	5	8	5	5	9	2	67%
Elementary Rel. Ed. Enrollment	58	66	64	43	30	10	30	20	-28	-48%
High School Rel. Ed. Enrollment	8	15	10	8	17	0	0	18	-8	-100%
Adult and RCIA	3	1	2	0	0	0	2	2	-1	-33%
Avg. Weekend Mass Attendance	210	204	172	110	130	143	185	-	-25	-12%

St. Francis Xavier, Conklin

Parish Profile	Actuals							Est. 2024	Change 2017 to 2023	
	2017	2018	2019	2020	2021	2022	2023		Number	Percent
Registered households	136	117	101	100	90	71	113	105	-23	-17%
Infant Baptisms	0	1	0	0	1	0	1	2	1	-
First Eucharists	0	1	-	2	1	3	2	3	2	-
Confirmations	3	1	-	4	1	3	1	2	-2	-67%
Total Marriages	1	1	1	0	0	1	2	2	1	100%
Funeral	0	2	1	0	1	5	3	4	3	-
Elementary Rel. Ed. Enrollment	11	10	12	13	0	1	3	5	-8	-73%
High School Rel. Ed. Enrollment	4	0	0	0	0	0	0	4	-4	-100%
Adult and RCIA	0	0	1	0	0	0	0	0	0	-
Avg. Weekend Mass Attendance	124	135	108	37	111	87	122	-	-2	-2%

St. Joseph, Wright

Parish Profile	Actuals							Est. 2024	Change 2017 to 2023	
	2017	2018	2019	2020	2021	2022	2023		Number	Percent
Registered households	315	312	300	311	311	288	293	299	-22	-7%
Infant Baptisms	10	9	2	3	5	2	12	13	2	20%
First Eucharists	12	7	-	14	20	10	9	9	-3	-25%
Confirmations	9	9	-	13	1	0	12	10	3	33%
Total Marriages	1	1	0	1	1	2	2	3	1	100%
Funeral	12	13	6	7	16	5	7	7	-5	-42%
Elementary Rel. Ed. Enrollment	37	39	44	45	0	9	36	25	-1	-3%
High School Rel. Ed. Enrollment	20	18	15	16	0	0	0	18	-20	-100%
Adult and RCIA	0	0	0	0	0	0	0	0	0	-
Avg. Weekend Mass Attendance	401	423	403	221	122	212	256	-	-145	-36%

- The parishes of St. Catherine in Ravenna and St. Francis Xavier in Conklin will merge with St. Joseph in Wright. St. Joseph Parish will develop a plan for the ongoing use or the disposition of any buildings.

Parish Recommendations

- The parishes should study their organization and facilities usage so that their resources are being stewarded as effectively as possible and implement a new plan. The parishes have a history of working together and already have one staff and share building usage. The most apparent changes will be moving from multiple finance and pastoral councils to one finance council and one pastoral council.
- The parishes should be commended for their commitment to Divine Providence School and are encouraged to continue their support.

St. Michael, Coopersville

Parish Profile	Actuals							Est. 2024	Change 2017 to 2023	
	2017	2018	2019	2020	2021	2022	2023		Number	Percent
Registered households	400	464	363	346	347	343	280	272	-120	-30%
Infant Baptisms	6	5	4	4	3	3	5	6	-1	-17%
First Eucharists	9	14	15	2	5	4	7	7	-2	-22%
Confirmations	5	6	7	5	6	5	6	4	1	20%
Total Marriages	2	3	1	1	1	2	2	3	0	0%
Funeral	9	2	6	8	11	16	10	5	1	11%
Elementary Rel. Ed. Enrollment	53	65	53	64	64	35	37	38	-16	-30%
High School Rel. Ed. Enrollment	10	22	18	18	8	8	6	0	-4	-40%
Adult and RCIA	7	2	0	0	0	3	0	0	-7	-100%
Avg. Weekend Mass Attendance	166	304	302	204	238	241	241	226	75	45%

St. Mary, Marne

Parish Profile	Actuals							Est. 2024	Change 2017 to 2023	
	2017	2018	2019	2020	2021	2022	2023		Number	Percent
Registered households	444	315	310	302	297	298	293	249	-151	-34%
Infant Baptisms	19	14	13	9	4	7	7	5	-12	-63%
First Eucharists	15	18	18	18	12	17	10	7	-5	-33%
Confirmations	11	18	9	9	12	26	11	8	0	0%
Total Marriages	5	3	2	2	1	4	3	1	-2	-40%
Funeral	14	11	9	6	17	12	15	7	1	7%
Elementary Rel. Ed. Enrollment	132	127	129	137	123	115	99	55	-33	-25%
High School Rel. Ed. Enrollment	2	2	5	3	2	0	0	0	-2	-100%
Adult and RCIA	2	5	1	0	0	2	1	1	-1	-50%
Avg. Weekend Mass Attendance	354	297	298	148	196	245	218	235	-136	-38%

- The parish of St. Michael in Coopersville will merge with St. Mary in Marne. The parish will close, and a plan will be developed for the disposition of the buildings.

Parish Recommendations

- The parishes should study their organization and building usage and implement a plan for how St. Mary will function in the future. Most of the population growth in the area will be located around Marne rather than Coopersville. The parishes have a history of collaboration.
- St. Mary should develop a strategy for reaching out to and welcoming new residents to the area and inviting them to become members of the parish.

Our Lady of the Lake, Holland

Parish Profile	Actuals							Est. 2024	Change 2017 to 2023	
	2017	2018	2019	2020	2021	2022	2023		Number	Percent
Registered households	1,637	1,582	1,583	1,548	1,513	1,504	1,501	1,487	-136	-8%
Infant Baptisms	29	23	32	24	6	12	21	14	-8	-28%
First Eucharists	45	43	-	39	49	28	28	37	-17	-38%
Confirmations	75	59	-	57	84	32	40	40	-35	-47%
Total Marriages	5	6	9	14	5	5	2	6	-3	-60%
Funeral	9	16	15	20	20	26	20	26	11	122%
Elementary Rel. Ed. Enrollment	247	203	196	186	93	75	104	110	-143	-58%
High School Rel. Ed. Enrollment	47	24	48	46	20	32	29	19	-18	-38%
Adult and RCIA	11	0	13	8	7	6	12	12	1	9%
Avg Weekend Mass Attendance	1,068	971	1,012	477	708	745	784	811	-284	-27%

- A new parish site will be selected in the area between Zeeland and Hudsonville on land to be purchased.
- A new parish will be established between Robinson and West Olive on land already owned by the Diocese.
- The following parishes will remain stand-alone parishes:
 - Our Lady of the Lake, Holland
 - St. Francis De Sales, Holland
 - St. Francis De Sales, Norton Shores
 - St. Luke University, Allendale
 - St. Mary, Spring Lake
 - St. Mary of the Immaculate Conception, Muskegon
 - St. Patrick-St. Anthony, Grand Haven

Parish Recommendations

- Our Lady of the Lake should study the decreases in enrollments for elementary and high school religious education and develop a plan of action to reverse the trends. 50% of the Catholics who stop practicing the faith do so between the ages of 0 and 18.
- The parish should be commended for its commitment to Corpus Christi School and are encouraged to continue their support.
- Because of the large number of healthcare facilities for the elderly in the area, the parish should study ways to expand its pastoral care to these facilities as well as its ministry to seniors and develop action plans.
- With the successful collaboration on Corpus Christi School, the parish should explore additional ministry opportunities with St. Francis De Sales Parish in Holland which can collaboratively serve the entire Holland area.

Prince of Peace, North Muskegon

Parish Profile	Actuals							Est. 2024	Change 2017 to 2023	
	2017	2018	2019	2020	2021	2022	2023		Number	Percent
Registered households	691	712	712	653	642	643	610	632	-81	-12%
Infant Baptisms	6	12	17	13	15	7	4	9	-2	-33%
First Eucharists	18	24	17	17	16	7	20	12	2	11%
Confirmations	12	13	8	4	9	2	7	2	-5	-42%
Total Marriages	5	4	6	3	4	3	2	1	-3	-60%
Funeral	22	13	14	23	16	18	18	17	-4	-18%
Elementary Rel. Ed. Enrollment	99	89	96	60	74	82	220	124	121	122%
High School Rel. Ed. Enrollment	13	6	5	22	12	9	10	12	-3	-23%
Adult and RCIA	5	4	0	5	0	4	3	5	-2	-40%
Avg. Weekend Mass Attendance	382	356	464	274	368	389	409	-	27	7%

Parish Recommendations

- Prince of Peace should be commended for its support of Muskegon Catholic Central as well as its use of Catechesis of the Good Shepherd on all three levels and encouraged to continue those commitments.

- b. The parish should regularly study the ongoing use of St. Mary of the Woods church relative to the Mass attendance and operational expenses and present a report to the councils.

St. Francis de Sales, Holland

Parish Profile	Actuals							Est. 2024	Change 2017 to 2023	
	2017	2018	2019	2020	2021	2022	2023		Number	Percent
Registered households	2,467	2,911	1,537	1,405	1,358	1,910	2,046	2,028	-421	-17%
Infant Baptisms	79	72	96	55	53	72	62	50	-17	-22%
First Eucharists	126	95	-	13	56	31	38	99	-88	-70%
Confirmations	52	19	-	62	28	2	70	76	18	35%
Total Marriages	25	27	22	11	13	10	17	10	-8	-32%
Funeral	23	36	36	39	41	62	29	26	6	26%
Elementary Rel. Ed. Enrollment	279	250	382	219	47	52	141	184	-138	-49%
High School Rel. Ed. Enrollment	78	100	206	35	20	48	55	49	-23	-29%
Adult and RCIA	2	5	19	9	11	4	8	9	6	300%
Avg. Weekend Mass Attendance	1,529	1,455	1,554	709	1,113	1,070	1,339	1,420	-190	-12%

Parish Recommendations

- a. St. Francis de Sales should explore additional ways to collaborate with Our Lady of the Lake Parish in Holland, particularly on ministries that impact the entire Holland area. Because of the cultural and economic differences between the parishes, which can be a barrier to collaboration, the parishes may need assistance to bridge any gaps that may exist between the parishes.
- b. The parish should be commended for its support of Corpus Christi School and encouraged to continue the commitment.

St. Francis de Sales, Norton Shores

Parish Profile	Actuals							Est. 2024	Change 2017 to 2023	
	2017	2018	2019	2020	2021	2022	2023		Number	Percent
Registered households	1,222	1,163	1,143	1,092	1,052	1,050	1,045	1,079	-177	-14%
Infant Baptisms	11	11	12	10	8	15	7	4	-4	-36%
First Eucharists	31	31	32	10	18	14	10	23	-21	-68%
Confirmations	16	16	35	22	29	12	12	24	-4	-25%
Total Marriages	9	7	3	6	8	6	4	6	-5	-56%
Funeral	42	38	34	45	38	34	31	37	-11	-26%
Elementary Rel. Ed. Enrollment	145	150	141	99	108	61	43	53	-102	-70%
High School Rel. Ed. Enrollment	10	20	16	8	8	5	18	10	8	80%
Adult and RCIA	5	5	13	8	11	3	10	6	5	100%
Avg. Weekend Mass Attendance	779	797	658	322	542	530	730	730	-49	-6%

Parish Recommendations

- a. St. Francis de Sales should study, in conjunction with the appropriate diocesan office, a potential updating of the sanctuary of the church and submit a report to the councils. The large number of steep steps leading to the altar and the inaccessibility to the handicapped should be considered. Any updating will need to account for the aesthetics of the architecture and the time-period of the design.
- b. The parish should be commended for its commitment to Muskegon Catholic School and encouraged to continue its support.
- c. The parish should consider collaboration with St. Mary of the Immaculate Conception in Muskegon and Prince of Peace in North Muskegon on those ministries which may impact the Muskegon area, in a similar way to their collaboration on Muskegon Catholic School.

St. Luke University, Allendale

Parish Profile	Actuals							Est. 2024	Change 2017 to 2023	
	2017	2018	2019	2020	2021	2022	2023		Number	Percent
Registered households	318	372	386	380	387	311	328	362	10	3%
Infant Baptisms	11	10	13	6	18	35	10	25	-1	-9%
First Eucharists	19	25	22	22	13	8	18	25	-1	-5%
Confirmations	18	20	18	18	17	18	18	36	0	0%
Total Marriages	0	10	7	10	7	7	8	7	8	-
Funeral	0	8	7	4	6	12	3	6	3	-
Elementary Rel. Ed. Enrollment	82	80	65	49	41	63	59	83	-23	-28%
High School Rel. Ed. Enrollment	21	17	19	11	10	19	51	22	30	143%
Adult and RCIA	1	3	5	0	5	12	0	7	-1	-100%
Avg. Weekend Mass Attendance	712	655	601	414	581	851	579	737	-133	-19%

Parish Recommendations

- St. Luke University should study the current facilities and future needs, considering its finances and debt, and develop a master facilities and debt reduction plan. The parish has admirably used its space for multiple purposes but needs more space to grow both as a parish and campus ministry site. To address the immediate needs, the parish may consider less expensive structures which can provide more new space but at a lower price. Any such structure can also fit into a master plan for facilities and debt reduction.
- The parish should be commended for its collaboration on youth ministry with St. Patrick-St. Andrew in Grand Haven and St. Mary in Spring Lake and consider other ways the parishes may collaborate in the future.

St. Mary, Spring Lake

Parish Profile	Actuals							Est. 2024	Change 2017 to 2023	
	2017	2018	2019	2020	2021	2022	2023		Number	Percent
Registered households	1,085	1,100	-	1,088	1,088	?	1,332	1,399	247	23%
Infant Baptisms	39	46	30	25	25	17	21	13	-18	-46%
First Eucharists	54	51	2	43	33	43	40	35	-14	-26%
Confirmations	52	51	34	41	43	18	29	35	-23	-44%
Total Marriages	13	14	5	7	7	8	7	4	-6	-46%
Funeral	25	27	26	29	29	21	20	24	-5	-20%
Elementary Rel. Ed. Enrollment	186	215	141	197	89	138	124	117	-62	-33%
High School Rel. Ed. Enrollment	95	71	38	44	20	15	15	7	-80	-84%
Adult and RCIA	4	3	23	21	25	51	54	60	50	1250%
Avg. Weekend Mass Attendance	1,121	1,066	1,070	477	782	880	1,038	1,100	-83	-7%

Parish Recommendations

- St. Mary should be commended for its commitment to St. Mary School and encouraged to continue its support.
- The parish should continue its collaboration efforts with St. Patrick – St. Andrew in Grand Haven and explore new ministry areas. Both parishes need to strengthen their youth ministries and there may be other areas where collaborative efforts could benefit the parishes.

St. Patrick-St. Anthony, Grand Haven

Parish Profile	Actuals							Est. 2024	Change 2017 to 2023	
	2017	2018	2019	2020	2021	2022	2023		Number	Percent
Registered households	1,782	1,745	1,772	1,653	1,567	1,548	1,632	1,581	-150	-8%
Infant Baptisms	37	35	38	20	19	31	43	30	6	16%
First Eucharists	40	34	36	34	12	27	23	11	-17	-43%
Confirmations	53	44	45	37	27	20	21	19	-32	-60%
Total Marriages	12	9	17	5	13	12	9	6	-3	-25%
Funeral	25	15	34	31	58	42	28	44	3	12%
Elementary Rel. Ed. Enrollment	214	159	217	212	114	112	137	146	-77	-36%
High School Rel. Ed. Enrollment	46	95	33	26	18	19	23	17	-23	-50%
Adult and RCIA	3	7	13	12	9	6	5	8	2	67%
Avg. Weekend Mass Attendance	1,408	1,326	1,148	368	798	755	896	975	-512	-36%

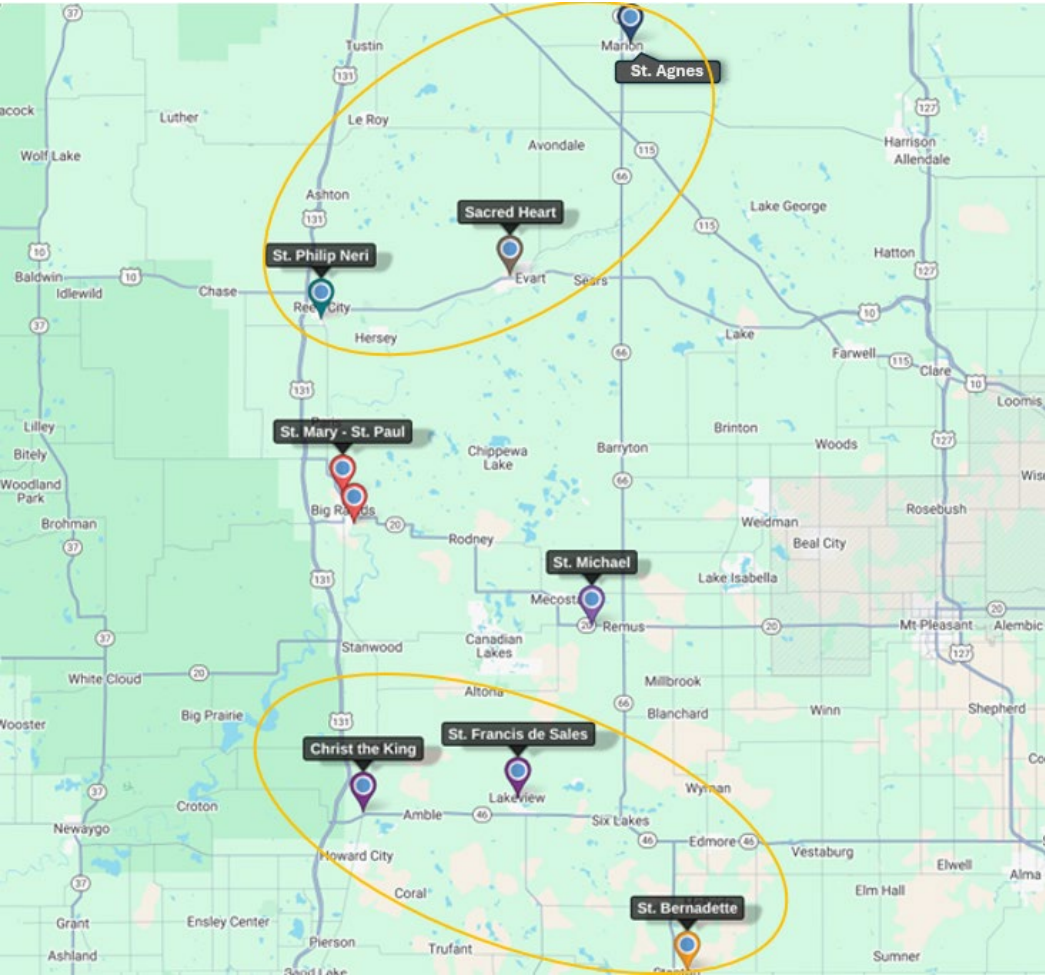
Parish Recommendations

- a. St. Patrick – St. Andrew should evaluate the status of St. Anthony Chapel and compile a report for the councils and the Diocese. The report should include financial information on the cost of maintaining and operating the chapel, potential alternative locations for the food pantry storage, options for the future use(s) of the chapel, and changing the name of the parish to St. Patrick.
- b. The parish is commended for its support of St. Mary School and encouraged to continue its commitment.
- c. The parish should continue to use “Divine Renovation” as a guide for parish renewal and vision for the future.
- d. The parish should continue its successful collaboration efforts with St. Mary Parish in Spring Lake and consider other ministries for possible collaboration. The collaborative effort also includes St. Luke University Parish, which participates in youth ministry efforts.


IX. NORTHEAST DEANERY

Deanery Maps

Map of Parishes in Northeast Deanery

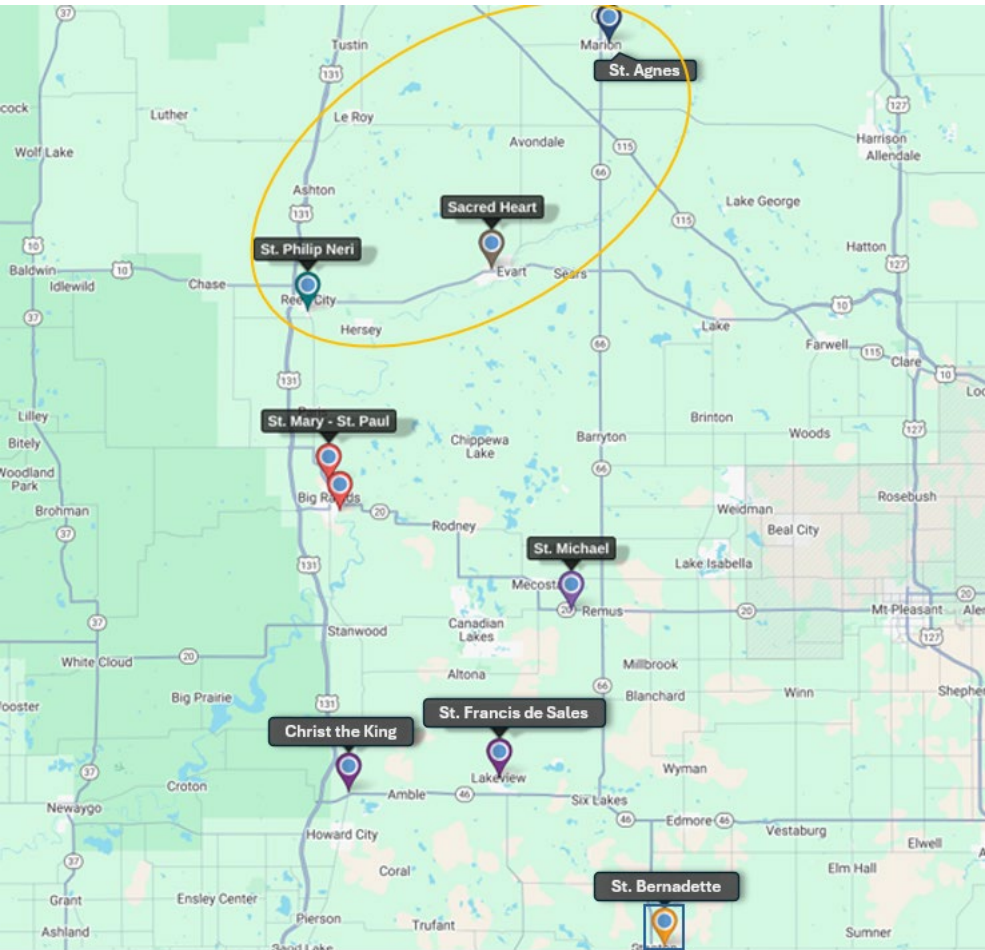


Map Key





Cluster

Proposed Future Map of Parishes in Northeast Deanery



Map Key

 Cluster

 Merge

Summary of Proposed Recommendations for Northeast Deanery Parishes

1. The parish of St. Bernadette-St. Margaret Mary Alacoque in Stanton will merge with the parish of Christ the King-St. Francis de Sales (with worship sites at Christ the King in Howard City and St. Francis de Sales in Lakeview). The church at St. Bernadette will continue to be used as a worship site and a plan will be developed for the ongoing use or disposition of the facilities.
2. The parishes of St. Philip Neri in Reed City, Sacred Heart in Evart, and St. Agnes in Marion will continue as a cluster, with the parishes sharing a pastor.
3. St. Michael in Remus will remain a stand-alone parish.
4. St. Mary-St. Paul in Big Rapids will remain a stand-alone parish with two worship sites.

Impact of the Recommendations for Northeast Deanery Parishes

- a. In the immediate future, the deanery priest allocation will be unchanged.

Recommendations for Northeast Deanery Parishes

Christ the King-St. Francis de Sales, Howard City

Parish Profile	Actuals							Est. 2024	Change 2017 to 2023	
	2017	2018	2019	2020	2021	2022	2023		Number	Percent
Registered households	282	292	289	254	255	251	221	215	-61	-22%
Infant Baptisms	4	4	4	7	4	3	2	6	-2	-50%
First Eucharists	6	4	2	6	1	3	4	6	-2	-33%
Confirmations	4	8	4	3	0	2	0	5	-4	-100%
Total Marriages	4	4	2	3	1	1	1	3	-3	-75%
Funeral	11	9	10	14	10	10	17	10	6	55%
Elementary Rel. Ed. Enrollment	31	25	18	14	0	15	13	22	-18	-58%
High School Rel. Ed. Enrollment	10	10	5	13	0	0	3	0	-7	-70%
Adult and RCIA	4	0	4	3	0	0	0	3	-4	-100%
Avg. Weekend Mass Attendance										
Christ the King, Howard City worship site	200	151	177	106	144	125	148	120	-52	-26%
St. Francis de Sales, Lakeview worship site	115	100	100	63	93	90	109	124	-6	-5%

St. Bernadette-St. Margaret Mary, Stanton

(St. Margaret Mary NOT SHOWN ON MAP ABOVE)

Parish Profile	Actuals							Est. 2024	Change 2017 to 2023	
	2017	2018	2019	2020	2021	2022	2023		Number	Percent
Registered households	138	141	140	123	118	117	90	90	-48	-35%
Infant Baptisms	4	3	2	3	4	3	0	1	-4	-100%
First Eucharists	4	4	2	2	2	2	4	0	0	0%
Confirmations	4	4	6	3	1	2	6	2	2	50%
Total Marriages	0	0	0	0	0	1	0	0	0	0%
Funeral	9	7	12	5	3	5	7	1	-2	-22%
Elementary Rel. Ed. Enrollment	12	14	15	0	0	8	8	3	-4	-33%
High School Rel. Ed. Enrollment	0	3	2	0	0	0	0	0	0	0%
Adult and RCIA	0	0	0	0	0	0	0	0	0	0%
Avg. Weekend Mass Attendance	86	147	144	55	94	61	50	63	-36	-42%

- The parish of St. Bernadette-St. Margaret Mary Alacoque in Stanton will merge with the parish of Christ the King-St. Francis de Sales (with worship sites at Christ the King in Howard City and St. Francis de Sales in Lakeview). The church at St. Bernadette will continue to be used as a worship site and a plan will be developed for the ongoing use or disposition of facilities.

Parish Recommendations

- The parish should study future staffing and ministry needs of the communities. The merger may create opportunities for financial efficiencies and resources which can benefit all three sites' ability to offer a range of ministries.
- The parish should develop an evangelization plan to focus efforts and develop strategies for all three communities.
- The former church building of St. Margaret Mary in Edmore should be sold.
- Continue efforts to collaborate with the rest of the deanery (for example, continue to invite the rest of the deanery to the women's retreat offered at this parish).

St. Philip Neri, Reed City

St. Anne, Paris was a mission of St. Philip Neri Parish (not shown on map above)

Parish Profile	Actuals							Est. 2024	Change 2017 to 2023	
	2017	2018	2019	2020	2021	2022	2023		Number	Percent
Registered households	134	125	160	165	168	166	168	157	34	25%
Infant Baptisms	0	0	0	-	0	2	2	3	2	-
First Eucharists	5	0	0	-	0	-	5	1	0	0%
Confirmations	2	2	0	-	2	3	5	-	3	150%
Total Marriages	4	2	3	-	2	-	1	3	-3	-75%
Funeral	5	7	6	8	5	9	9	6	4	80%
Elementary Rel. Ed. Enrollment	23	26	18	6	9	6	8	13	-15	-65%
High School Rel. Ed. Enrollment	9	13	13	5	4	5	4	5	-5	-56%
Adult and RCIA	3	1	0	-	0	-	3	-	0	0%
Avg. Weekend Mass Attendance										
St. Philip Neri worship site	168	161	151	78	95	94	83	120	-85	-51%
St. Anne Paris worship site	62	50	41	18	20	0	0	-	-62	-100%

Sacred Heart, Evert

Parish Profile	Actuals							Est. 2024	Change 2017 to 2023	
	2017	2018	2019	2020	2021	2022	2023		Number	Percent
Registered households	186	174	178	163	159	152	100	100	-86	-46%
Infant Baptisms	12	9	17	2	0	2	5	6	-7	-58%
First Eucharists	6	2	5	1	1	0	2	0	-4	-67%
Confirmations	0	4	0	4	1	0	0	2	0	0%
Total Marriages	2	0	0	2	1	0	1	1	-1	-50%
Funeral	7	5	4	9	4	6	2	2	-5	-71%
Elementary Rel. Ed. Enrollment	10	16	20	18	1	0	2	0	-8	-80%
High School Rel. Ed. Enrollment	0	9	5	0	7	0	0	0	0	0%
Adult and RCIA	5	2	0	0	0	0	0	0	-5	-100%
Avg. Weekend Mass Attendance	208	176	168	75	66	103	90	87	-118	-57%

St. Agnes, Marion

Parish Profile	Actuals							Est. 2024	Change 2017 to 2023	
	2017	2018	2019	2020	2021	2022	2023		Number	Percent
Registered households	123	109	115	105	112	115	100	60	-23	-19%
Infant Baptisms	3	4	7	7	2	5	5	4	2	67%
First Eucharists	5	2	6	1	4	2	3	0	-2	-40%
Confirmations	6	4	0	0	1	6	0	0	-6	-100%
Total Marriages	0	0	1	0	0	1	1	1	1	0%
Funeral	2	5	5	3	0	3	2	3	0	0%
Elementary Rel. Ed. Enrollment	26	25	24	20	23	19	19	13	-7	-27%
High School Rel. Ed. Enrollment	14	15	10	0	0	6	4	0	-10	-71%
Adult and RCIA	0	2	0	0	0	0	0	0	0	0%
Avg. Weekend Mass Attendance	87	121	113	82	70	104	148	68	61	70%

Note: 2022 and 2023 reflect two weekend Masses, while 2024 reflects only one weekend Mass

- The parishes of St. Philip Neri in Reed City, Sacred Heart in Evert, and St. Agnes in Marion will continue as a cluster, with the parishes sharing a pastor.

Parish Recommendations

- St. Philip Neri parish should establish a pastoral council and a finance council. Both councils should engage in training about effective councils and their role in supporting a healthy parish.
- The pastor and finance council of St. Philip Neri should engage in regular consultation with the diocesan finance department to ensure the parish is utilizing best practices in the areas of budgeting, accounting, and financial planning.
- The three parishes should work to expand faith formation offerings for adults, young adults, and youth, perhaps collaborating with other parishes in the deanery to offer programs on a regional basis.

St. Michael the Archangel, Remus

Parish Profile	Actuals							Est. 2024	Change 2017 to 2023	
	2017	2018	2019	2020	2021	2022	2023		Number	Percent
Registered households	650	549	626	585	572	619	610	579	-40	-6%
Infant Baptisms	6	6	13	6	5	6	5	11	-1	-17%
First Eucharists	12	8	11	5	10	4	14	6	2	17%
Confirmations	12	2	8	1	17	0	12	0	0	0%
Total Marriages	4	3	2	3	0	2	2	1	-2	-50%
Funeral	33	39	24	17	36	14	34	17	1	3%
Elementary Rel. Ed. Enrollment	2	6	8	3	6	0	13	0	11	550%
High School Rel. Ed. Enrollment	10	8	6	5	0	0	8	0	-2	-20%
Adult and RCIA	2	0	5	1	4	4	3	3	1	50%
Avg. Weekend Mass Attendance	582	494	478	227	352	402	400	434	-182	-31%

- St. Michael in Remus will remain a stand-alone parish.

Parish Recommendations

- St. Michael parish is to be commended for its to St. Michael School and should continue its efforts to strengthen the school and increase enrollment.
- St. Michael parish should work to expand faith formation offerings for adults, young adults, and youth, perhaps collaborating with other parishes in the deanery to offer programs on a regional basis.

St. Mary-St. Paul, Big Rapids

Parish Profile	Actuals							Est. 2024	Change 2017 to 2023	
	2017	2018	2019	2020	2021	2022	2023		Number	Percent
Registered households	658	668	645	617	610	383	429	429	-229	-35%
Infant Baptisms	12	9	16	11	0	6	6	8	-6	-50%
First Eucharists	33	26		19	11	20	7	18	-26	-79%
Confirmations	16	12		18	13	12	12	14	-4	-25%
Total Marriages	8	6	6	0	0	6	4	3	-4	-50%
Funeral	25	19	13	22	21	18	17	16	-8	-32%
Elementary Rel. Ed. Enrollment	52	41	46	31	25	32	33	31	-19	-37%
High School Rel. Ed. Enrollment	6	5	2	0	0	0	0	0	-6	-100%
Adult and RCIA	3	3	3	4	0	21	16	27	13	433%
Avg. Weekend Mass Attendance										
St. Mary site	324	313	299	311	417	503	564	580	240	74%
St. Paul campus	250	296	276	0	0	0	0	0	-250	-100%

- St. Mary-St. Paul in Big Rapids will remain a stand-alone parish with two worship sites.

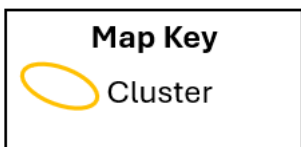
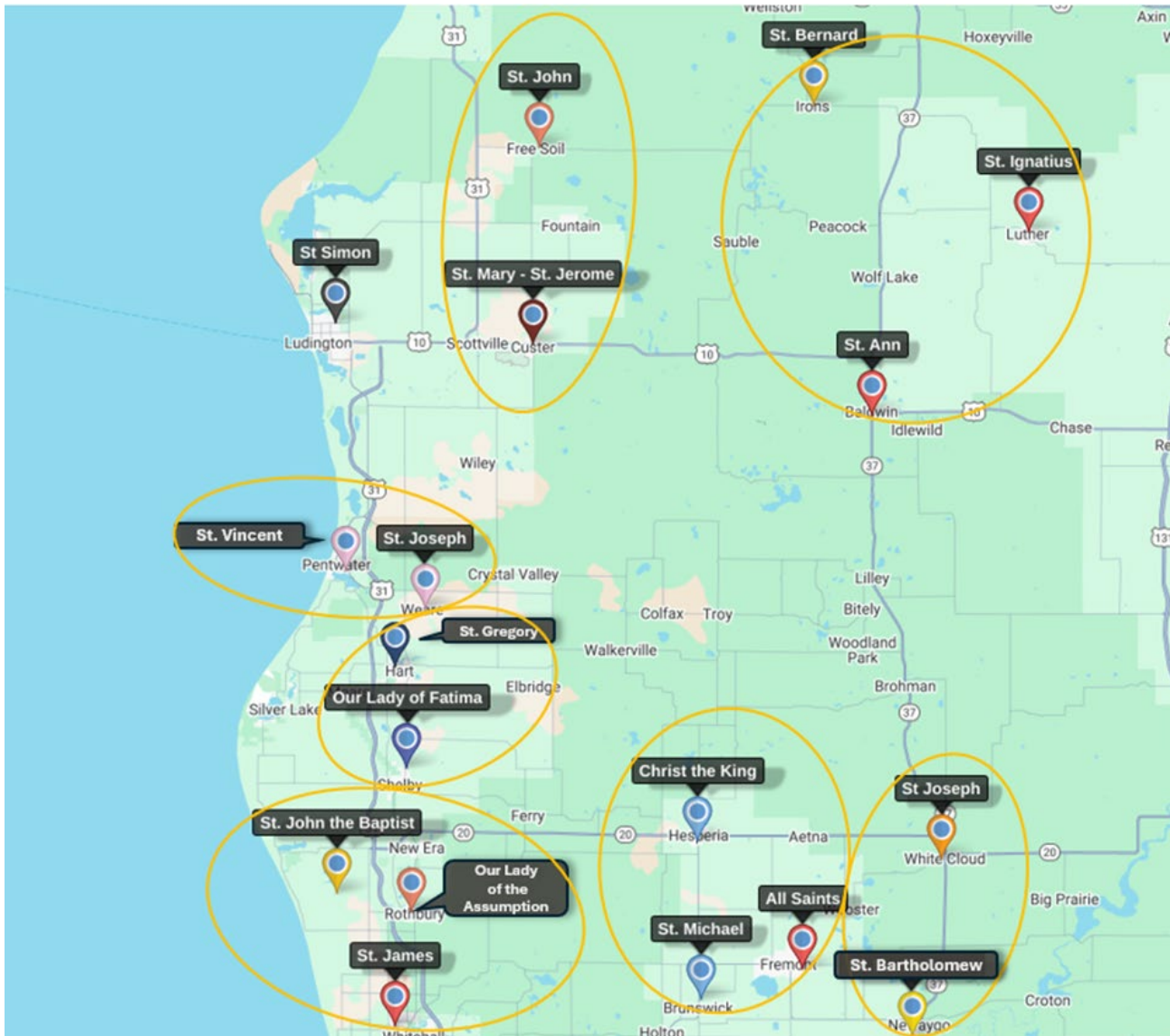
Parish Recommendations

- St. Mary-St. Paul Parish is to be commended for its commitment to St. Mary School and should continue its efforts to strengthen the school and increase enrollment. Evaluate facility needs (both in terms of function and appearance) and establish a prioritized list of projects to be completed as funds are available.
- St. Mary-St. Paul is to be commended for its vibrant ministry to college students and young adults. The parish should consider possible ways that this thriving ministry can be leveraged to support ministry to youth and young adults in other parishes in the deanery.

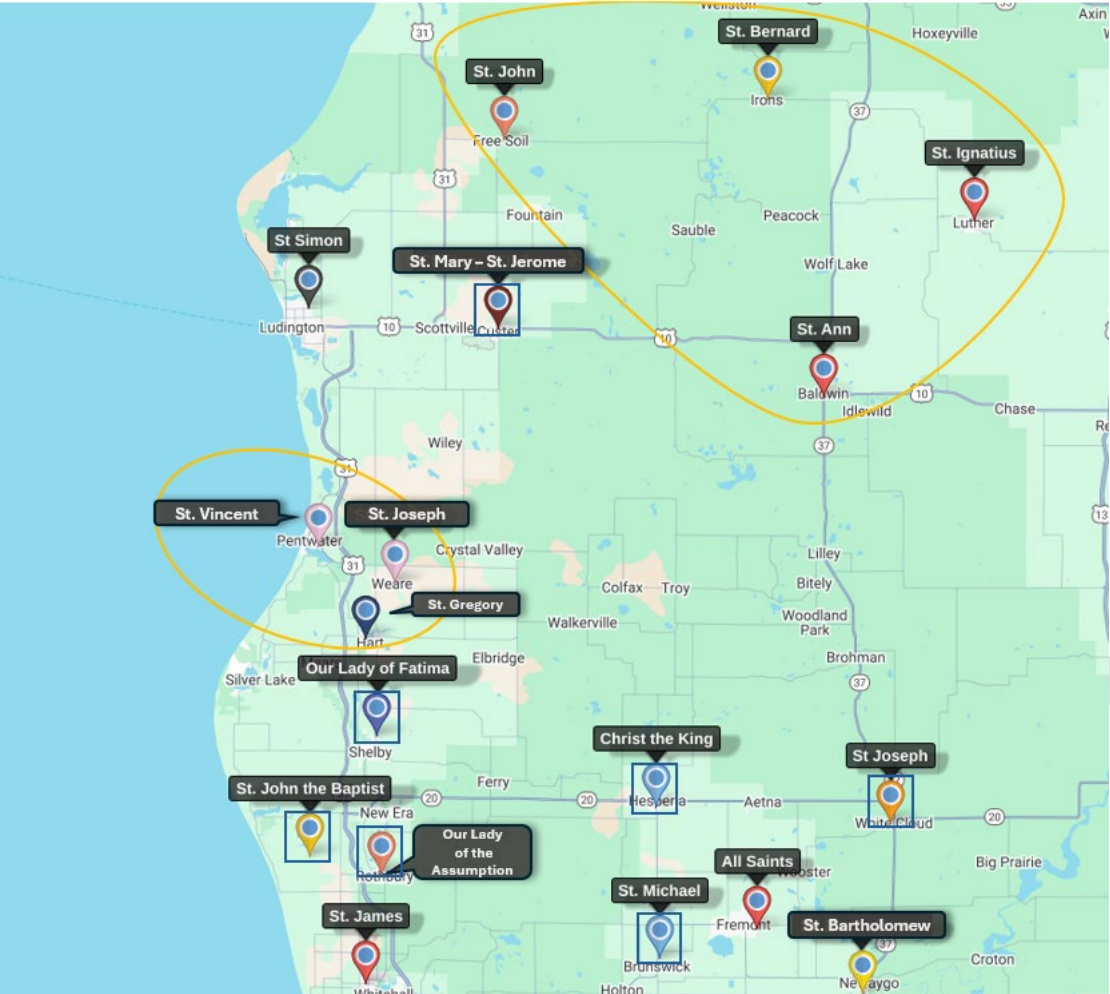
X. NORTHWEST DEANERY

Deanery Maps



Map of Parishes in Northwest Deanery



Proposed Future Map of Parishes in Northwest Deanery



Map Key

-  Cluster
-  Merge

Summary of Proposed Recommendations for Northwest Deanery Parishes

1. The parish of St. Joseph in White Cloud will merge with St. Bartholomew in Newaygo. The church will continue to be used as a worship site and a plan will be developed for the ongoing use or disposition of other facilities.
2. The parish of St. Michael in Brunswick (with a worship site at Christ the King in Hesperia) will merge with All Saints in Fremont. The churches at St. Michael and Christ the King will continue to be used as worship sites.
3. The parish of Our Lady of the Assumption in Rothbury, along with the mission of St. John the Baptist in Claybanks, will merge with the parish of St. James in Montague. The churches at Our Lady of the Assumption and St. John the Baptist will continue to be used as worship sites and a plan will be developed for the ongoing use or disposition of other facilities.
4. The parish of St. Gregory in Hart will close the worship site at Our Lady of Fatima in Shelby, and the facilities will be sold.
5. The parishes of St. Gregory in Hart and St. Joseph-St. Vincent (with worship sites at St. Joseph in Weare and St. Vincent in Pentwater) will form a cluster, with the parishes sharing a pastor.
6. The parishes of St. Bernard in Irons and St. Ann-St. Ignatius (with worship sites at St. Ann in Baldwin and St. Ignatius in Luther) will continue to cluster, sharing a pastor. The parish of St. John Cantius in Free Soil will join this cluster upon the retirement of the current pastor at St. Simon in Ludington.
7. Upon the retirement of the current pastor at St. Simon, the parish of St. Mary-St. Jerome in Custer will merge with St. Simon in Ludington. St. Mary in Custer will continue to be used as a worship site.

Impact of the Recommendations for Northwest Deanery Parishes

- a. In the immediate future, the deanery priest allocation will be reduced by one.
- b. Upon the retirement of the current pastor at St. Simon in Ludington, the deanery allocation will be reduced by a second priest.

Recommendations for Northwest Deanery Parishes

St. Joseph, White Cloud

Parish Profile	Actuals							Est. 2024	Change 2017 to 2023	
	2017	2018	2019	2020	2021	2022	2023		Number	Percent
Registered households	133	120	109	114	114	118	117	115	-16	-12%
Infant Baptisms	1	4	1	3	0	1	0	0	-1	-100%
First Eucharists	1	4	0	0	1	0	0	1	-1	-100%
Confirmations	0	3	1	0	0	0	0	0	0	-
Total Marriages	1	0	0	0	0	1	1	0	0	0%
Funeral	8	12	3	5	3	3	3	5	-5	-63%
Elementary Rel. Ed. Enrollment	24	20	19	18	0	8	8	6	-16	-67%
High School Rel. Ed. Enrollment	0	0	0	0	0	0	2	5	2	-
Adult and RCIA	0	0	0	0	0	0	0	1	0	-
Avg. Weekend Mass Attendance	134	122	132	55	101	134	100	122	-34	-25%

St. Bartholomew, Newaygo

Parish Profile	Actuals							Est. 2024	Change 2017 to 2023	
	2017	2018	2019	2020	2021	2022	2023		Number	Percent
Registered households	478	448	446	520	517	514	507	520	29	6%
Infant Baptisms	34	39	13	19	16	12	12	20	-22	-65%
First Eucharists	20	26	14	34	46	15	24	36	4	20%
Confirmations	25	26	20	5	18	17	2	31	-23	-92%
Total Marriages	2	1	3	1	1	5	2	1	0	0%
Funeral	14	16	15	13	17	18	16	14	2	14%
Elementary Rel. Ed. Enrollment	85	95	102	138	38	59	60	76	-25	-29%
High School Rel. Ed. Enrollment	26	29	25	36	10	15	24	33	-2	-8%
Adult and RCIA	0	8	3	8	10	7	3	3	3	-
Avg. Weekend Mass Attendance	597	454	594	252	407	414	445	432	-152	-25%

- The parish of St. Joseph in White Cloud will merge with St. Bartholomew in Newaygo. The church will continue to be used as a worship site and a plan will be developed for the ongoing use or disposition of other facilities.

Parish Recommendations

- St. Bartholomew and St. Joseph, together with the other parishes of Newaygo County, should be commended for their collaborative approach to youth ministry.
- St. Bartholomew parish should establish a Hispanic Ministry leadership team and work to improve the integration of Spanish speakers and English speakers within one parish community.

All Saints, Fremont

Parish Profile	Actuals							Est. 2024	Change 2017 to 2023	
	2017	2018	2019	2020	2021	2022	2023		Number	Percent
Registered households	206	215	217	212	201	189	198	173	-8	-4%
Infant Baptisms	5	4	2	1	1	4	1	2	-4	-80%
First Eucharists	6	5	8	3	3	2	6	7	0	0%
Confirmations	9	6	5	5	5	2	4	5	-5	-56%
Total Marriages	1	0	0	1	1	1	0	0	-1	-100%
Funeral	10	9	7	5	5	8	3	6	-7	-70%
Elementary Rel. Ed. Enrollment	54	43	44	50	22	20	33	0	-21	-39%
High School Rel. Ed. Enrollment	18	20	20	8	10	13	5	0	-13	-72%
Adult and RCIA	1	3	3	1	4	4	0	2	-1	-100%
Avg. Weekend Mass Attendance	194	173	164	76	180	143	160	167	-34	-18%

St. Michael, Brunswick

Parish Profile	Actuals							Est. 2024	Change 2017 to 2023	
	2017	2018	2019	2020	2021	2022	2023		Number	Percent
Registered households	244	235	238	254	224	254	257	259	13	5%
Infant Baptisms	9	7	13	5	4	4	2	3	-7	-78%
First Eucharists	4	6	5	5	6	11	3	7	-1	-25%
Confirmations	6	8	5	5	5	7	0	2	-6	-100%
Total Marriages	2	3	3	0	1	3	1	16	-1	-50%
Funeral	6	16	15	11	10	6	4	2	-2	-33%
Elementary Rel. Ed. Enrollment	37	28	31	37	38	33	28	16	-9	-24%
High School Rel. Ed. Enrollment	14	11	11	6	12	7	8	15	-6	-43%
Adult and RCIA	0	5	7	8	8	5	1	1	1	-
Avg. Weekend Mass Attendance	360	295	284	174	205	241	237	245	-123	-34%
St. Michael, Brunswick worship site	234	163	171	131	128	165	164	165	-70	-30%
Christ the King, Hesperia worship site	126	132	113	43	77	76	73	80	-53	-42%

- The parish of St. Michael in Brunswick (with a worship site at Christ the King in Hesperia) will merge with All Saints in Fremont. The churches at St. Michael and Christ the King will continue to be used as worship sites.

Parish Recommendations

- St. Michael/Christ the King and All Saints have a history of working together. They should review their collaboration to see if there are areas for more efficient integration or improved ministry. The most apparent change will be establishing a single finance council.
- All Saints parish, together with the other Newaygo county parishes, should continue efforts to strengthen and grow Bishop Baraga Academy.

Our Lady of the Assumption, Rothbury

Parish Profile	Actuals							Est. 2024	Change 2017 to 2023	
	2017	2018	2019	2020	2021	2022	2023		Number	Percent
Registered households	74	73	78	77	78	69	76	2	2	3%
Infant Baptisms	1	1	4	1	1	0	1	0	0	0%
First Eucharists	0	0	0	0	0	0	0	4	0	0%
Confirmations	1	0	0	0	0	0	3	1	2	200%
Total Marriages	0	0	1	0	0	0	1	0	1	0%
Funeral	5	1	2	2	2	0	2	1	-3	-60%
Elementary Rel. Ed. Enrollment	0	0	0	0	0	0	0	0	0	0%
High School Rel. Ed. Enrollment	0	0	0	0	0	0	0	0	0	0%
Adult and RCIA	0	0	0	0	0	0	0	0	0	0%
Avg. Weekend Mass Attendance	110	95	107	70	88	106	112	152	2	2%

St. James, Montague

Parish Profile	Actuals							Est. 2024	Change 2017 to 2023	
	2017	2018	2019	2020	2021	2022	2023		Number	Percent
Registered households	509	481	491	485	496	448	434	14	-75	-15%
Infant Baptisms	6	9	6	9	8	4	4	4	-2	-33%
First Eucharists	16	10	4	9	8	5	8	7	-8	-50%
Confirmations	19	33	5	13	11	6	10	5	-9	-47%
Total Marriages	5	6	4	2	0	0	1	1	-4	-80%
Funeral	11	9	14	17	11	13	20	6	9	82%
Elementary Rel. Ed. Enrollment	81	74	89	61	51	49	49	39	-32	-40%
High School Rel. Ed. Enrollment	9	10	9	12	3	5	0	6	-9	-100%
Adult and RCIA	5	5	0	4	3	0	3	6	-2	-40%
Avg. Weekend Mass Attendance	431	454	410	254	321	329	316	331	-115	-27%

- The parish of Our Lady of the Assumption in Rothbury, along with the mission of St. John the Baptist in Claybanks, will merge with the parish of St. James in Montague. The churches at Our Lady of the Assumption and St. John the Baptist will continue to be used as worship sites and a plan will be developed for the ongoing use or disposition of other facilities.

Parish Recommendations

- The councils from the three parishes should establish a regular dialogue about the merger and how to prepare parishioners for a transition to a new parish structure.
- The three parishes should review their collaboration to see if there are areas for more efficient integration or improved ministry. The most apparent change will be establishing a single pastoral council and a single finance council.
- The work of the planning committee at St. James should be expanded and incorporate the facilities, ministries, and communities of Our Lady of the Assumption and St. John the Baptist.

St. Gregory-Our Lady of Fatima, Hart

Parish Profile	Actuals							Est. 2024	Change 2017 to 2023	
	2017	2018	2019	2020	2021	2022	2023		Number	Percent
Registered households	251	255	378	235	291	317	315	343	64	25%
Infant Baptisms	23	19	17	7	3	4	6	6	-17	-74%
First Eucharists	27	47	15	11	12	14	10	15	-17	-63%
Confirmations	25	33	17	7	3	12	12	11	-13	-52%
Total Marriages	1	3	3	2	2	3	3	3	2	200%
Funeral	10	16	9	6	18	10	8	14	-2	-20%
Elementary Rel. Ed. Enrollment	192	203	123	59	44	71	83	78	-109	-57%
High School Rel. Ed. Enrollment	40	24	11	7	0	0	0	0	-40	-100%
Adult and RCIA	0	0	0	0	2	0	0	0	0	-
Avg. Weekend Mass Attendance	414	332	283	128	196	284	275	363	-139	-34%

St. Joseph, Weare and St. Vincent, Pentwater

Parish Profile	Actuals							Est. 2024	Change 2017 to 2023	
	2017	2018	2019	2020	2021	2022	2023		Number	Percent
Registered households	379	302	246	250	220	245	225	243	-154	-41%
Infant Baptisms	12	7	4	10	6	5	2	14	-10	-83%
First Eucharists	14	3	6	6	10	5	6	2	-8	-57%
Confirmations	6	6	5	7	4	6	5	2	-1	-17%
Total Marriages	15	5	3	15	5	4	1	3	-14	-93%
Funeral	22	18	8	10	26	19	14	16	-8	-36%
Elementary Rel. Ed. Enrollment	45	45	45	42	36	42	30	23	-15	-33%
High School Rel. Ed. Enrollment	6	8	0	0	0	0	0	0	-6	-100%
Adult and RCIA	1	1	0	1	1	1	0	0	-1	-100%
Avg. Weekend Mass Attendance	292	256	272	149	148	198	257	-	-35	-12%
St. Joseph, Weare worship site	292	256	272	94	86	97	108	97	-184	-63%
St. Vincent, Pentwater worship site	-	-	-	55	62	101	149	170	-	-

- The parish of St. Gregory in Hart will close the worship site at Our Lady of Fatima in Shelby, and the facilities will be sold.
- The parishes of St. Gregory in Hart and St. Joseph-St. Vincent (with worship sites at St. Joseph in Weare and St. Vincent in Pentwater) will form a cluster, with the parishes sharing a pastor.

Parish Recommendations

- St. Gregory parish, in conjunction with the community of Our Lady of Fatima in Shelby, should plan liturgical and social celebrations to highlight the history of the church of Our Lady of Fatima, comfort those who will feel a sense of loss, and transition people into their new communities.
- Leadership at St. Gregory and St. Joseph-St. Vincent should meet to discuss ways that collaboration can strengthen all three communities and improve ministries.
- St. Joseph-St. Vincent parish should work to expand adult faith formation offerings, perhaps collaborating with other parishes to offer programs on a regional basis.
- St. Joseph-St. Vincent parish should investigate reasons why Mass attendance at St. Joseph has dropped below Mass attendance at St. Vincent, and whether there are steps that can be taken to strengthen Mass attendance.

St. Bernard, Irons

Parish Profile	Actuals							Est. 2024	Change 2017 to 2023	
	2017	2018	2019	2020	2021	2022	2023		Number	Percent
Registered households	80	82	80	60	60	45	57	48	-23	-29%
Infant Baptisms	0	0	0	0	0	4	4	1	4	-
First Eucharists	0	0	0	0	0	2	1	0	1	-
Confirmations	0	0	0	0	0	2	0	1	0	-
Total Marriages	0	1	0	0	0	2	0	0	0	-
Funeral	5	4	2	2	3	4	1	1	-4	-80%
Elementary Rel. Ed. Enrollment	0	0	0	0	0	0	0	0	0	-
High School Rel. Ed. Enrollment	0	0	0	0	0	0	0	0	0	-
Adult and RCIA	0	0	0	14	0	2	0	5	0	-
Avg. Weekend Mass Attendance	157	129	85	52	85	120	116	154	-41	-26%

St. Ann-St. Ignatius, Baldwin

Parish Profile	Actuals							Est. 2024	Change 2017 to 2023	
	2017	2018	2019	2020	2021	2022	2023		Number	Percent
Registered households	380	355	365	375	354	247	150	150	-230	-61%
Infant Baptisms	2	3	1	3	2	1	2	1	0	0%
First Eucharists	0	2	-	-	3	2	1	0	1	0%
Confirmations	6	0	-	-	3	2	1	0	-5	-83%
Total Marriages	5	0	1	1	0	0	1	1	-4	-80%
Funeral	10	11	9	6	2	3	5	2	-5	-50%
Elementary Rel. Ed. Enrollment	5	7	0	6	0	0	0	0	-5	-100%
High School Rel. Ed. Enrollment	4	3	0	0	0	0	0	0	-4	-100%
Adult and RCIA	6	4	4	0	2	2	1	1	-5	-83%
Avg. Weekend Mass Attendance										
St. Ann, Baldwin worship site	212	219	166	105	179	170	183	136	-29	-14%
St. Ignatius, Luther worship site	85	68	-	54	53	56	57	57	-28	-33%

St. John Cantius, Free Soil

Parish Profile	Actuals							Est. 2024	Change 2017 to 2023	
	2017	2018	2019	2020	2021	2022	2023		Number	Percent
Registered households	200	76	90	60	60	64	65	60	-135	-68%
Infant Baptisms	4	2	1	0	0	1	0	0	-4	-100%
First Eucharists	0	0	0	0	0	0	0	0	0	0%
Confirmations	0	0	0	0	0	0	0	0	0	0%
Total Marriages	0	0	0	0	0	0	0	0	0	0%
Funeral	5	4	0	3	0	2	5	1	0	0%
Elementary Rel. Ed. Enrollment	0	0	0	0	0	0	0	0	0	0%
High School Rel. Ed. Enrollment	0	0	0	0	0	0	0	0	0	0%
Adult and RCIA	0	0	0	0	0	0	0	0	0	0%
Avg. Weekend Mass Attendance	104	79	82	46	76	82	77	88	-27	-26%

- The parishes of St. Bernard in Irons and St. Ann-St. Ignatius (with worship sites at St. Ann in Baldwin and St. Ignatius in Luther) will continue to cluster, sharing a pastor. The parish of St. John Cantius in Free Soil will join this cluster upon the retirement of the current pastor at St. Simon in Ludington.

Parish Recommendations

- The parishes should work to expand adult faith formation offerings, collaborating to offer programs on a regional basis.
- The parishes should continue to grow their efforts to serve those in need in their communities.
- St. Ignatius is small but has been stable. The vitality of St. Ignatius should continue to be monitored and assessed.

St. Simon, Ludington

Parish Profile	Actuals							Est. 2024	Change 2017 to 2023	
	2017	2018	2019	2020	2021	2022	2023		Number	Percent
Registered households	865	856	836	782	765	720	795	756	-70	-8%
Infant Baptisms	19	12	19	17	11	13	9	7	-10	-53%
First Eucharists	28	13	34	0	44	31	21	26	-7	-25%
Confirmations	16	16	17	0	19	16	12	29	-4	-25%
Total Marriages	8	16	14	6	9	7	5	2	-3	-38%
Funeral	38	29	45	20	27	25	25	24	-13	-34%
Elementary Rel. Ed. Enrollment	115	108	108	101	97	96	100	101	-15	-13%
High School Rel. Ed. Enrollment	34	30	35	22	25	24	26	27	-8	-24%
Adult and RCIA	0	4	3	0	4	3	5	8	5	-
Avg Weekend Mass Attendance	915	856	838	181	486	548	615	683	-300	-33%

St. Mary-St. Jerome, Custer

Parish Profile	Actuals							Est. 2024	Change 2017 to 2023	
	2017	2018	2019	2020	2021	2022	2023		Number	Percent
Registered households	170	190	220	250	249	261	263	272	93	55%
Infant Baptisms	4	11	7	0	0	2	5	5	1	25%
First Eucharists	6	3	5	5	0	3	2	0	-4	-67%
Confirmations	8	7	5	3	4	0	4	4	-4	-50%
Total Marriages	2	1	1	1	1	2	1	1	-1	-50%
Funeral	14	6	6	9	13	7	10	11	-4	-29%
Elementary Rel. Ed. Enrollment	21	25	30	22	26	17	14	17	-7	-33%
High School Rel. Ed. Enrollment	0	7	0	3	0	4	4	5	4	-
Adult and RCIA	0	0	2	0	0	0	0	0	0	-
Avg. Weekend Mass Attendance	307	274	318	141	294	293	390	277	83	27%

- Upon the retirement of the current pastor at St. Simon, the parish of St. Mary-St. Jerome in Custer will merge with St. Simon in Ludington. St. Mary in Custer will continue to be used as a worship site.

Parish Recommendations

- St. Simon parish should be commended for its youth ministry work and the youth rallies it sponsors to which the entire deanery is invited.
- St. Simon parish is to be commended for its commitment to St. Simon School, and should continue its efforts to strengthen the school and increase enrollment.
- Leadership from the two parishes should establish a regular dialogue about the merger and how to prepare parishioners for a transition to a new parish structure.
- St. Simon parish should re-establish a pastoral council, which should engage in training about effective councils and their role in supporting a healthy parish. After the merger, the pastoral council should intentionally integrate council members from both communities.

XI. IMPLEMENTATION OF THE PASTORAL PLAN

With the approval of the pastoral plan in June of 2025, the full implementation of the plan will begin. The following groups will play an important role in the pastoral plan's implementation.

1. The terms and roles of the Diocesan Leadership Team and the Deanery Planning Committee representatives, who have shaped the development of the pastoral plan, will end by June of 2025.
2. The Bishop will appoint a person, persons, or a committee of persons to oversee the full implementation of the pastoral plan. The overseers will interact with the deans from the six deaneries and with pastors and councils from each parish or cluster of parishes. The progress on the implementation of the plan should be regularly reported to the Bishop and the Presbyteral and Diocesan Pastoral Councils. The overseers will also communicate and advance any "best practices" that emerge during the implementation phase.
3. The priests in each deanery should monitor the progress or lack of progress on the implementation of the plan at their regularly scheduled deanery meetings.
4. Each parish pastoral council will be responsible for monitoring the implementation of parish recommendations.
5. Regarding collaborative ministry between parishes, a meeting of parish pastoral councils or representatives from each should be convened to discuss and act upon any recommendations for a group of parishes. For the long-term implementation and management of these collaborative efforts, the councils may choose to identify staff or ministry leaders who could best shepherd the ministries.